

246 FRESH DESIGNS & IDEAS TO STITCH

Stitch a quilt: we show you how!



Easy butterflies

Britain's No.1

# THE WORLD OF Cross

# Stitching

[www.cross-stitching.com](http://www.cross-stitching.com)



## WIN!

£1197+ FUN KITS,  
GADGETS & MORE\*

\*UK ONLY

THE HOTTEST DESIGNER NAMES INSIDE

# 110

STUNNING  
CHARTS  
for you

## SAVE £££s!

STITCHY OFFERS YOU'LL LOVE

## PLUS

EASTER  
CARDS P36



# Stitch our sweetest kitty!

BRAND NEW!

\* Fab florals \* Bunnies ABC \* Spring sampler \* Wedding ideas \*



A project to remember  
Flanders Fields inspired P46

GREAT ADVICE—OUR EXPERTS HELP YOU!



# The Spring Knitting & Stitching Show

Olympia, London  
2nd – 5th March 2017

Royal Highland Centre, Edinburgh  
27th – 30th April 2017

The definitive event for anyone  
with a love of textile based crafts.  
Supplies, workshops and textile art.

- 200 Specialist Exhibitors
- Over 150 Workshops
- The Creative Living Theatre
- The Dressmaking Studio
- Features, demonstrations & inspirational galleries

Products to help you with:

Knitting – Sewing – Dressmaking – Quilting – Crochet  
Cross Stitch – Interiors – Textile Art – Crafts

Quote **WCS17** for £2\* off!

\*Valid on adult tickets in advance or £1.00 off concessions.  
Terms and conditions and £1.50 fulfilment fee applies.

To book tickets visit  
[www.theknittingandstitchingshow.com](http://www.theknittingandstitchingshow.com)  
or call **0844 581 1319**  
(+44 (0) 121 796 6165 from outside the UK)

UPPER  
STREET  
EVENTS

twistedthread

Image: Louise Baldwin – Did we really

## Welcome

There's something fresh in the air (and I mean in a good way!!) – yes, springtime stitching is making me all excited! I've already made a list of what my next projects'll be... and we've jam-packed this issue with **adorable new projects** you'll love, too.

My hot pick for this April issue is our **sweet kitty** on page 10. Whether you're more of a dog person or a cat person, I don't know anyone who won't love stitching this! I've lots of pals who are massive feline fans, so will have to decide who to make this for, as a gift with love.

Plus we've more stichy **treats for heart and home**, cards to make and send (p36, p64), a pretty wedding sampler idea (p70) and our stunning first-time patchwork project to make a fabulous **butterflies quilt**.



Part one of the charts you'll need is on page 26 – you won't believe how easy this wow-factor project is!  
Happy spring stitching,

Ruth

Editor  
The World of CrossStitching

**PS** Let me guess... You love a bargain, right? As ever, we promise to share purse-friendly ideas! Enjoy exclusive shopping offers (p25, p32) and a subscription offer (p44).

### Meet some of our designers...



**SUSAN BATES**

Try Susan's wedding sampler design, fab to celebrate happy couples everywhere! Personalise her recipe for a happy marriage over on page 70.



**MARIA DIAZ**

Make a start on Maria's adorable Easter cards... perfect to add to your stash and send loved ones your greetings on 14 April! Just turn on page 36 now.



**HELZ CUPPLEDITCH**

Helz's cute illustration style never fails to impress us, and her panda and elephant are just the thing for a gorgeous gift. Stitch them on page 58.

Pick  
of the  
month



MUCH MORE THAN A MAGAZINE...  
**APPS TO GO!**

- ✦ Here at The World of Cross Stitching we're proud to be online! Download our apps at the Apple newsstand, Google play, Zinio and on Amazon for the Kindle Fire
- ✦ Join in daily chat on our Facebook group – go to [www.facebook.com/TheWorldofCrossStitching](http://www.facebook.com/TheWorldofCrossStitching) and click 'like' today!
- ✦ On Twitter? To catch all of our behind-the-scenes info, follow @WOXCrosstitch



Cross stitch gets digital!  
Don't miss out on any stitchy fun – get WOXS for your gadgets



# Contents

## YOUR FREE GIFT!

Turn to page 8

You'll enjoy stitching your adorable 3-in-1 woodland pals cards



Free gift available with print edition only. Overseas gift(s) may vary.

## Subscribe and save money

Turn to page 44



YOUR GIFT! Pretty sewing basket and DMC stitch kit, plus an amazing discount!

Subscription offer available to new UK subscribers only and with print edition only

We bring you all the best projects, advice, news and offers for the month ahead!



## 36 CREATE PRETTY PASTEL CARDS!

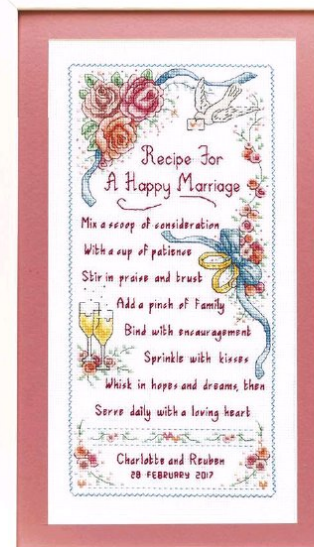
## Projects

- 10 A purr-fect view**  
Capture this sweet cottage kitten
- 20 Spring has sprung!**  
You'll adore this seasonal sampler
- 26 Fluttering beauties**  
Make a start on our butterfly quilt!
- 36 Decorative delights**  
Stitch egg-celent Easter cards
- 42 Pet of the month**  
Fall for this friendly little Staffie!
- 47 Design Library: Busy Bears**  
Enjoy stitching our sweet motifs
- 58 The gift of love**  
Warm hearts with cuties by Helz
- 64 Sprinkling of magic**  
Create fab fairy doorway cards
- 70 Lashings of love**  
Stitch a timeless marriage sampler
- 76 Hop, skip, jump!**  
Enjoy our sweet bunnies ABC
- 84 Beautiful blooms**  
Delight in the language of flowers



## 64 MAKE MAGIC WITH THESE FAIRY DOORWAYS

*The World of Cross Stitching* (ISSN 1460-1970) (USPS 015-630) is published 13 times a year (monthly, with a Christmas issue in November) by Immediate Media Bristol LTD, 2nd Floor, Tower House, Fairfax Street, Bristol BS1 3BN, UK. Distributed in the US by Circulation Specialists, LLC, 2 Corporate Drive, Suite 945, Shelton, CT 06484. Periodicals postage paid at Shelton, CT and additional mailing offices. Postmaster: Send address changes to The World of Cross Stitching, PO Box 37495, Boone, IA 50037-0495




110  
NEW  
DESIGNS

## 70 STITCH UP SOME LOVE & ROMANCE



## 20 CELEBRATE THE NEW SEASON TODAY



## 76 TURN YOUR NEEDLE TO OUR BUNNIES ABC

## Fun & advice

- 6 Meet our guests**  
Say hello to this month's panel
- 16 Your letters**  
Stitchy gossip & photos from you
- 24 Best buys**  
The latest products, kits & offers
- 31 Ask the experts**  
Our panel of pros aim to help with every question we receive!
- 41 Out & about**  
Stitching events, shows & causes
- 46 A stitched memorial**  
Find out about Jean's Flanders Fields-inspired cross stitching
- 63 Back issues**  
Missed a copy? Order it today!
- 82 Crossword**  
Win exclusive Furry Tales prizes
- 90 Stockists**  
Suppliers of everything in the mag
- 94 Next month**  
Sneak a look inside issue 254
- 96 How to stitch**  
Beginners start here – plus a super-handly jargon buster
- 98 Ruth's stitching world**  
Catch up with our editor!



## 47 DESIGN LIBRARY: 50 BUSY BEAR MOTIFS

## Win!

See page 83 to enter & be lucky

OVER  
£1,019 OF  
PRIZES  
WILL BE  
WON!





# Meet our guests

Get to know this month's reader panel, and look out for their favourite projects throughout the issue

**Be on the panel!**

- ✱ Get a sneak preview
- ✱ Appear in the magazine
- ✱ Receive a stitchy gift



**Andrea Wolske**  
is an administrator from Germany

**When did you start stitching?**  
I've been an avid cross stitcher for the past 25 years.

**What's your fave recent design?**

I loved the summery beach cards in your issue 245

– they gave me wonderful memories of my summer holiday!

**Who do you stitch for?**

I love cross stitching for members of my family or for people who are unable to stitch for themselves.

**What would you say is your best stitching moment?**

When my daughter moved into her first flat, she asked me to stitch a lovely bicycle design that she could display on her wall – and she loved the finished result so much!

*"I love to stitch on my own after a busy day"*



**Julia Isaikina**  
is a homemaker from Dublin

**Best thing about stitching?**

It calms you down and teaches you patience – I have two small children and sometimes I just need to take some time out on my own!

**What three words would describe you best?**

Optimistic, funny, determined

**Fave recent design?**

Definitely the pretty peacock cushion by Amanda Gregory, in issue 245!

**What would be your idea of cross stitch heaven?**

I would love to have my very own shop where I'd sell gorgeous kits and gather cross stitchers together to sit and chat over a cup of coffee.



*"I've stitched every day for the past two years!"*



**Noa Agranov**  
is a speech and language pathologist from Israel

**Fave design from the mag?**

I love the bathtub scene from issue 241. It's so cheerful and colourful!

**Best stitching compliment you've ever received?**

People always comment on my patience – which is a big compliment for someone like me, as I have ADHD!

**Worst stitching disaster?**

When stitching my first kit, I found out (too late to fix) that I missed a whole line of cross stitches. I don't know if anybody else noticed...

**Proudest stitching moment?**

Stitching the last cross stitch on each pattern is always memorable!



*"After a couple of hours of stitching, I feel like a new person"*

## We need you!

To be on the panel, email [readerpanel@cross-stitching.com](mailto:readerpanel@cross-stitching.com) – tell us your name, where you're from and include a good-quality photo of yourself. Every panelist gets a preview of the magazine and a gift worth at least £30!



Gift worth £30!

**THANKS!** This month's panel members each get a bundle of Madeira goodies worth £30. It includes 25 thread packs plus a box of accessories filled with gold-plated needles, scissors and more!

## APERTURE CARDS

– For Every Occasion –



### Craft Creations

[www.craftcreations.com](http://www.craftcreations.com)

## CBK Designs

11 Ripley Road, Worthing,  
West Sussex, BN11 5NQ  
Tel 01903 501462  
[carv@cbkdesigns.co.uk](mailto:carv@cbkdesigns.co.uk)

[cbkdesigns.co.uk](http://cbkdesigns.co.uk)

Stitched on 16 count Aida. Kit contains detailed instructions, all the material and pre-sorted threads, with needle included. Finished size of the kit is 18 inches by 12 inches and only uses full cross stitches.

**Price £20.90**  
including p&p


For details of our full range of kits and charts – see our website.



Red Arrows Break

## Polstitches Designs

Orderline 0800 772 3615



Foundation of Life Sampler – Uses Pearl Sampler Linen  
Chart and Charm £8.99 – Complete Kit £26.99

A Leading supplier of Hand Dyed Fabrics, Zweigart, DMC, Mill Hill Beads and Treasures.

All Kits available in Aida, Evenweaves, Linens and Opalescences upon request.

Prices available for all designs via website or phone inquiry.

Please add £3.00 to orders for postage and packing.

Make cheques payable to Polstitches Designs. We mail worldwide.

Polstitches Design Studio, Velindre, Llandysul, Carmarthenshire, SA44 5UZ  
+44 (0) 800 772 3615 • [www.polstitchdesigns.co.uk](http://www.polstitchdesigns.co.uk)



## Springtime

\*fabrics and ideas for needlework\*



Murano-Fleur 3984/7399



Springtime No. 293

GET SOCIAL

[www.zweigart.com](http://www.zweigart.com)





# 3-in-1 **FREE** gift!

Meet our adorable woodland pals and enjoy stitching three sweet cards, created by Star Jam for Kids



YOUR  
FREE  
GIFT!

## Inside your kit...

To help you sort your threads, here is a list of the colours and number of lengths inside your free kit:

Light grey x1	Dark grey x1
Grey x1	Light yellow x1
Dark brown x1	Orange x1
Brown x1	Light orange x1
Light brown x1	Yellow x1
Dark cream x1	Dark orange x1
Cream x1	Very dark brown x1
Peach x1	White x1
Pink x1	
Light peach x1	

**Total: 18 lengths**



Stitch in  
no time!

## Factbox

- ✦ **Stitching Time**  
Approx. 2-3 hours each
- ✦ **Type of Stitches**  
Cross stitch, fractionals, backstitch, French knots
- ✦ **Ease of Stitching**  
Advanced beginner

## Woodland Friends key

### ✦ Cross stitch in two strands

J	light grey
■	grey
■	dark brown
N	brown
Q	light brown
b	dark cream
∞	cream
A	peach
3	pink
4	light peach
■	dark grey
?	light yellow
■	orange
☆	light orange
♀	yellow

### ✦ Backstitch in one strand

—	brown
—	dark orange
—	very dark brown

### ✦ Backstitch in two strands

—	brown
—	dark grey

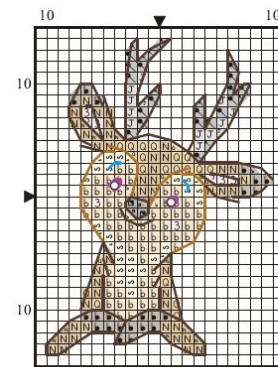
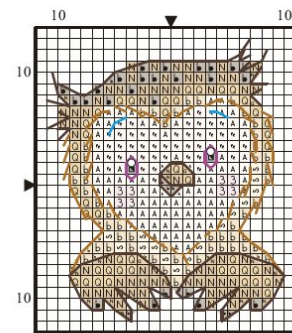
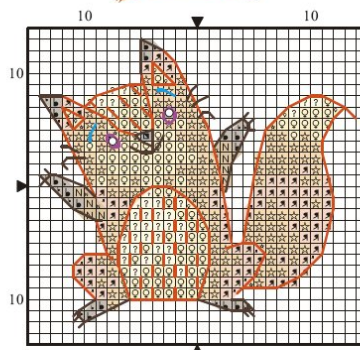
### ✦ French knots in one strand

○	white
---	-------

**MAX. STITCH COUNT** 28 high x 28 wide

**DESIGN AREA** 14 HPI (28-count evenweave) – 5x5cm (2x2in)

These designs were stitched using stranded cotton from your coverkit



## Julia READER PANEL



“These woodland pals are simply adorable! I know my kids would absolutely love them, so I'm going to stitch them and mount them into little frames for their bedroom wall. They're going to look so sweet!”

## How to...

## patch stitching onto a card

**1 Once you've finished** stitching your design, cut it out using a pair of sharp fabric scissors. Make sure to leave three squares of aida all the way around the edge of your piece of stitching. Then, carefully fray two blocks of the aida all the way around, using tweezers, to make the fringe – take your time with this, so that it looks nice and neat.

**2 Using double-sided tape**, attach a slightly smaller piece of white paper to the back of the aida. This will prevent the card colour from showing through the holes on the aida.

**3 Finally, stick your patch** to the centre of your pretty card blank. Then, all that's left for you to do is write a personal message inside and send your sweet stitched creation to a lucky loved one!





DESIGN BY **IMAGE BY DESIGN**

# A purr-fect view

Stitch this picturesque scene and enjoy basking in a spot of spring sunshine with this cute kitty!

Full of energy, it doesn't take much to attract this kitten's attention. Whether it's the scent of wisteria blowing towards him on the breeze, the curtain dancing in the wind or the eye-catching wings of butterflies flitting around the trailing blooms, he can't resist hopping onto the windowsill to investigate!

Cat owners and animal lovers alike will fall for this cheeky feline framed by a quaint cottage backdrop. From his pricked ears and tiny paws to his soft fur adorned with the prettiest of markings, we love how every detail in this design is captured with such delightfully realistic charm.

You'll use a variety of stitching techniques and almost 40 thread

## Factbox

- ✦ **Stitching Time**  
Approx. 80 hours
- ✦ **Type of Stitches**  
Cross stitch, fractionals, backstitch, French knots
- ✦ **Ease of Stitching**  
Intermediate

Realistic shading & detail

shades, making it an enjoyable challenge to recreate this gorgeous picture. Be sure to grid out your fabric before you begin, marking 10x10 squares in tacking stitches on your aida – counting will be much easier! Once finished, hang on your wall or gift it to a kitty-mad friend. ►



## Meet the character

Coco the Kitten


With a cheeky glint in his eye, this playful kitty can't resist getting a breath of fresh spring air. Happy and alert, he is perched in his favourite spot – perfect for edging closer to these fluttering friends!

FULL OF  
SWEET  
CHARM




Looking for a new project to sink your teeth (or claws!) into? Then give this lifelike scene a try!





Cottage Kitten chart (top left)



Cottage Kitten chart (top right)

## Cottage Kitten key

## ✦ Cross stitch in two strands

	DMC	Anchor	Madeira	
∩	blanc	2	2402	white
I	153	103	2712	light lilac
Q	168	1096	1814	light ash grey
■	169	1040	1812	ash grey
e	210	108	802	lilac
■	310	403	2400	black
J	414	235	1714	grey
■	433	357	2602	dark tan
Q	435	1046	2010	tan
x	437	362	2012	light tan
▼	469	267	1503	dark green
■	535	400	1809	dark ash grey
\$	581	266	1609	green
◇	677	886	2207	light sand
Z	680	901	2210	sand
◊	712	926	2101	light cream
☆	726	295	109	yellow
b	738	367	2013	cream
-	746	275	2511	light yellow
+	754	1012	305	peach
*	762	234	1804	light grey
■	840	1084	1912	dark brown
K	841	1082	1911	brown
○	842	1080	1910	light brown
♥	900	326	208	dark orange
□	932	1033	1710	dark blue
■	938	380	2005	very dark brown
■	947	330	205	orange
~	948	892	306	light peach
t	3752	1032	1708	blue
◊	3753	128	909	light blue
◇	3819	279	1610	light green

## ✦ Backstitch in one strand

—	blanc	2	2402	white
—	333	119	903	purple
—	535	400	1809	dark ash grey
—	839	1050	1913	very dark brown
—	3345	268	1406	very dark green
—	3778	338	402	dark peach

## ✦ Backstitch in two strands

—	blanc	2	2402	white
—	3345	268	1406	very dark green
—	433	357	2602	dark tan

## ✦ French knots in one strand

○	blanc	2	2402	white
●	535	400	1809	dark ash grey

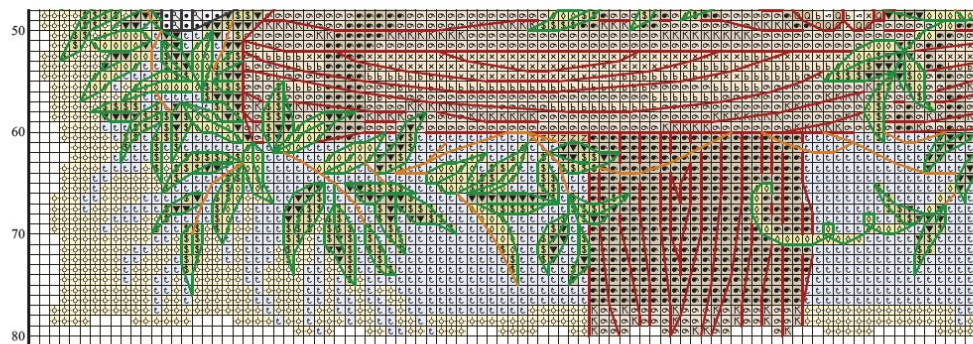
STITCH COUNT 160 high x 140 wide

DESIGN AREA 14 HPI (28-count evenweave) – 29x25.5cm (11½x10in)

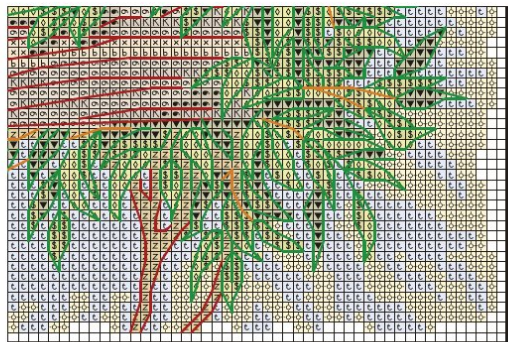
SKEINS NEEDED 2xblanc (white), 2x677 (light sand), 2x842 (light brown), 2x3752 (blue)

This design was stitched using DMC stranded cotton





Cottage Kitten chart (bottom left)



Cottage Kitten chart (bottom right)

## Shopping list

- ✕ Zweigart\* 14-count white aida measuring 45x42cm (17½x16½in)
- ✕ Stranded cotton as listed in the key
- ✕ Size 24 tapestry needle
- ✕ Frame of your choice with a minimum aperture of 32x26.5cm (12½x10½in)

Thread & fabric cost  
**Approximately £42**

\*For stockists see page 90

## TOP TIP

Be sure to check our key carefully as some multiple skeins are needed for this project – see which ones at the bottom of the key!



## Andrea READER PANEL



“I’m looking forward to stitching this lovely kitten. Some of my dearest friends have cats and I know they would love me to stitch it for them so they could frame it and hang it in their living room!”

## French knots

Head over to Cross Stitch TV to watch our useful how-to!

If you find French knots tricky, you’re not alone – lots of stitchers find them quite challenging at first. But they needn’t be difficult – as you’ll see in our handy, step-by-step tutorial, French knots are easy-peasy with a bit of practice!



# OVER 115 CHARTS!

**£22**  
WORTH OF  
STITCHING  
GIFTS

**NEW!**  
PRE-ORDER  
NOW

# Enjoy Cross Stitch

*Hearts & flowers*

The prettiest cards and gifts to stitch



Only  
**£9.99**  
inc P&P

Beautiful spring stitching starts right here with a bumper pack of stitching gifts, worth £22, plus a fantastic collection of hearts and flowers charts, all for just £9.99.

Whether you want to stitch cards and tags, gifts ideas and home decorations or fancy getting your needle into a larger project to hang on your wall, you’ll find just the right thing to stitch here.

## You’ll get all this:

- ✓ Over 100m quality stranded cotton
- ✓ 28x28cm of 14-count aida
- ✓ 3 shaped felt frames for decorations
- ✓ 3 pretty ribbons
- ✓ 4 mini ribbon bows
- ✓ 3 plain cards & 3 aperture cards and 6 envelopes
- ✓ Giant fold-out chart
- ✓ PLUS a re-usable project wallet!

Start stitching gorgeous designs with your gift pack today!

**PRE-ORDER  
YOUR COPY  
NOW!**

**CALL 0844 844 0388**

and quote “Enjoy Spring 2017”

**ONLINE** [www.buysubscriptions.com/craftspecial](http://www.buysubscriptions.com/craftspecial)

Lines open weekdays 8am to 8pm and Saturday 9am to 1pm

Overseas please call +44 (0)1795 414 676

EUR £12.99, ROW £13.99. All prices include p&p





# Your letters

We love to see what you've been stitching and hear your news, so send in your photos, letters and tips today!


## Star Letter

### INSPIRATIONAL STITCH

**H**i, I found this chart by Emma Congdon in one of your issues, and I decided to stitch it for my niece for a gift last year. It's her first year in university, so I thought it would be appropriate for this new phase of her life. I found the frame at a local craft store here in Dartmouth, Nova Scotia, and the blue is a perfect match with one of the blues in the piece!

**Monica Scribbans, via email**

**Katie:** The finished result of this piece is gorgeous, Monica, and I'm sure your niece was thrilled to receive it. I love how the blue frame really sets off your stitching, too. We're sure you'll find plenty more stitching inspiration in this issue!



**✂ Inspirational stitch**  
This chart featured in issue 242 (June 2016) – didn't Monica do a super job?

## Win!

The writer of our Star letter wins both of these gorgeous Bothy Threads kits – 'Fairy Teapot' & 'Fairy Watering Can' – worth £27.49 each!

### MORE:

Call ☎ 0844 800 0221 or email [info@bothythreads.com](mailto:info@bothythreads.com)

Prize worth £55!



## A busy stitchee

**H**ere is a photo of some recent projects I've stitched. I'm a British ex-pat in America and I never miss an issue of your wonderful magazine. I started the turquoise peacock design back in May 2014 and finally finished in December 2016. The chart suggested stitching with two lengths over two threads of evenweave, but I decided to do it in one over one thread – it was quite a challenge, but the end result is more dainty and delicate. I've also stitched lots of cards

over the past year, featuring some designs from *The World of Cross Stitching*! The hardest part is always parting with them and placing them in the hands of the postal system.

**Gillian Kelk, Indiana, USA**

**Lynne:** Thanks so much for sharing these lovely projects with us, Gillian – it certainly looks like you've been busy!

Have you decided on your next project yet? You might enjoy stitching our fairy doorway cards (p64) – they're perfect for all occasions!



**✂ A busy stitchee**  
It's a great idea to break up bigger projects, like this peacock, with smaller projects like these cards

## Beside the seaside

**H**ere's a picture of my granddaughter, Brianna, with the seaside designs from a previous issue of *The World of Cross Stitching*. I took my magazine away on holiday to Mexico to work on some of the designs on the long journey. I was keen to stitch them for Brianna because she's recently had her bedroom decorated with a beach theme.

**Jenny Knowles, via email**

**Leela:** What a great way to while away the travel time, Jenny! I stitched these designs myself and gave them out as cards – but I must say they look gorgeous framed in mini hoops. Brianna looks delighted with these lovely pictures, and rightly so – I'm sure she'll always treasure these perfect stitched scenes.

If you're looking for some more stitching ideas, you might like our colourful flower sampler over on page 84. The individual motifs look fab on their own, if you're after a quicker make.



**✂ Beside the seaside**  
Brianna's thrilled with these designs from our issue 245!

## ADORABLE KITTY

**J**ust wanted to share with you a picture of one of my recent projects from your magazine. I ended up giving this stitch to one of my friends as a present, and I'm very happy to say that she loved it as much as I did!

**Carolyn Robb, via email**

**Ruth:** Such a lovely finish, Carolyn! I'm sure your friend was impressed with the sweet details and clever shading in this pattern. You'll probably like the project starting on our cover this month (p10) – another oh-so-cute kitten design!



**✂ Adorable kitty**  
This sweet kitten design featured in our issue 238

## Bag for a ballerina

**T**his is a picture of my niece, Sophia, proudly holding the ballet shoes bag I stitched for her. The project was my first attempt at using evenweave and, when I'd finished it, my friend Daphne made it into a bag for me. It was a special present for Sophia's 4th birthday and perfect timing for the new term!

**Helen Parkins, via email**

**Katie:** It's lovely to hear from you, Helen – this Lili of the Valley design from our issue 233 (Oct 2015) is gorgeous. What a fab idea to make it into a pretty and practical bag... Sophia looks absolutely over the moon, and no wonder! I'm sure she's the most stylish ballet dancer in her class.

Have you decided what you'll be stitching next? If you're looking for a new challenge, you might enjoy Helz Cuppleditch's sweet elephant and panda design over on page 58. It's sure to melt anyone's heart!



**✂ Bag for a ballerina**  
Helen added her own special touch to this pretty design by using evenweave

## Perfect Present



**✂ Lovely lavender**  
The soft colours and subtle blending give this design a realistic look

## LOVELY LAVENDER

**H**ello, I have enjoyed stitching many of your designs over the years. Thanks so much for the inspiration and for the many happy, relaxing hours I've spent reading and stitching! Also, here's a completed and framed stitch I did – 'Lavender Fields' by John Clayton. It was a present for my mother-in-law, to remind her of holidays past!

**Judith Walker, via email**

**Lynne:** We're so glad to hear you enjoy our designs, Judith, and thanks for sharing a pic of this gorgeous project – a design from our luxury chartbook gift in issue 228.

Plus, don't miss our bonus gift in next month's issue, on sale 28 March – an elegant lady chart, designed by Joan Elliott!





**Little and loved**  
Newbie cross stitcher Melanie couldn't resist this Disney design for her granddaughter!

## Little and loved

Cross stitching is a new hobby for me but I am literally hooked! I've subscribed to your magazine as I love it so much.

My granddaughter is due any day now and at each anti-natal appointment they always mention how tiny she is. So when I came across this design, I couldn't resist making it for her nursery. I think it's very fitting!

**Melanie Lindsay, Lancashire**  
*Lynne: Aww you must be so excited to meet your little granddaughter, Melanie – I'm sure she'll be such a cutie. And what a gorgeous stitched piece this is. Thanks so much for sharing it with us! I'm sure it'll look perfect hanging in her nursery.*

*We're glad to hear you're enjoying the mag – do look out for lots more baby- and child-friendly projects to stitch over the coming months! Our sweet bunny alphabet on page 76 would be a good place to start, and you're sure to find some great quick-to-stitch ideas in our teddy bear-themed Design Library on page 47.*

## Safe scissors

Thanks for your lovely magazine – I look forward to it arriving each month. I thought you might like to see the scissor keep I made for my flatmate's birthday, using two of the patterns from one of your Design Libraries last year. I also made one for my sister. They were both delighted with them. Keep up the good work!

**Ruth Roadnight, Aberdeen**

**Leela:** This is lovely, Ruth... I'm not surprised to hear your flatmate and sister were so pleased with these sweet scissor keeps. There's something so special about handmade gifts.

Don't forget to look at our making-up ideas in this month's Design Library (p48). Plus, you won't want to miss next month's stylish Assisi motifs – look out for issue 254, on sale 28 March!

**Safe scissors**  
This striking pattern is from the Design Library in our issue 239 (March 2016)



## Quirky quilter

Here's a gift I made for my sister, who's an amazing quilter. When I found this alphabet pattern, I knew it was perfect for her. I stitched a 'D' for Dayle and added some pink sparkle to the heart. After I framed it, I added these cute decorations – they're just perfect for a quilter!

**Tracey McRobbie, Canada**

**Katie:** What a thoughtful gift, Tracey, your sister must've been thrilled. Don't forget to check out this month's butterfly quilt (p26) – it's a real show-stopper and unbelievably easy to make!



**Quirky quilter**  
Alphabet designs, like this one, make perfect gifts!

## HARE IN THE MOONLIGHT



**Hare in the moonlight**  
This densely worked design is full of soft shading and delicate detail

I thought you might like to see my completed project, 'Moonlit Hare', by Suzanne Gyseman, which was a two-part chart by Heaven and Earth Designs featured in issues 232 and 233 of your mag. It was a challenge but it's such a lovely design and I'm happy to say it's now framed and hanging on my bedroom wall!

**Heather Tucker, Isle of Man**

**Ruth:** Wow, Heather – you've stitched this piece beautifully and I love how you've really captured the magical feel of the scene. With a palette of nearly 90 thread colours, it certainly wasn't one for the faint-hearted, so you definitely deserve to be proud of yourself!

To keep up with other inspiring designs in our mag, why not get a subscription? Turn to page 44 for our latest offer!



**Each month we randomly select three subscribers to win a prize as a thank you**

This month's winners are:  
► Mrs Carol Stewart, Lancashire  
► Mr Nigel Mayne, Stevenage  
► Miss Tracy Shaw, Derbyshire

### Prizes every month!

This issue's Subs Stars will each receive this gorgeous selection of colourful DMC threads and a handy storage box, together worth £27.49. To be in with a chance of winning next month, all you have to do is subscribe!

To subscribe turn to page 44

## Personal patterns

I thought you might like to see what I've been working on. I love stitching gifts for people as it's so personal. I don't like fractional stitches – those patterns are nice to see, but not to make! I prefer to count, not think.

**Petra Westerbeek, The Netherlands**

**Ruth:** Thanks for your letter, Petra – I love giving stitched gifts too. Have you seen this month's free gift yet (p8)? It's a perfect quick-stitch project!



**Personal patterns**  
These toadstools featured in our Design Library in issue 241

## CRAZY ABOUT HEDGEHOGS

Here's my cross stitch of Durene Jones' 'Mr Hedgehog'. I absolutely loved stitching this design, especially as I'm a huge fan of Durene's work, plus a crazy hedgehog lady! I made sure to take advantage of your special reader offer in issue 250 and picked out some lovely charts from her Etsy shop. Many thanks!

**Amy-Louise Broadhurst, via email**

**Leela:** These hedgehogs are so sweet, Amy-Louise! I love how the different shades of brown create that textured, spiky look – and the little flower and greenery details are simply gorgeous, too.

I must say I'm also a big fan of Durene's designs. In fact, I can't get enough of them! Have you seen her springtime sampler over on page 20? I can't wait to start stitching it! It's packed full of the most adorable little motifs, but my faves have to be the baby animal ones.

Also, if you're into

wildlife, don't miss this month's reader offer (p25)! We've teamed up with Heritage Crafts to offer The World of Cross Stitching readers 20% off Karen Carter's popular 'Woodland Creatures' kits – don't miss it!

**Crazy about hedgehogs**  
Durene's loveable hedgehog designs are so fun to stitch!



## CHASING AFTER BIG DREAMS

You might like to see 'The Runaway' by Bothy Threads that I stitched for my daughter, who has special needs and type 1 diabetes. Every day is a challenge for her and I just wanted her to know anything is possible.

**Kelly Standing, via email**

**Lynne:** What an inspiring message, Kelly!

I'm sure it meant a lot to your daughter, and this is a piece that she can always treasure.

What will you be stitching next? If you're looking for some smaller projects to break up bigger designs, check out our oh-so-pretty Easter cards on page 36. They're simple to stitch and the pastel colours are so effective!



**Chasing after big dreams**  
There's nothing like a stitched handmade gift to inspire

## SEND US YOUR NEWS

Don't forget to send all your letters and photos in to us!

Email us at:  
[letters@cross-stitching.com](mailto:letters@cross-stitching.com)

or write to:  
**The World of Cross Stitching, Immediate Media Co Bristol Ltd, Tower House, Fairfax Street, Bristol BS1 3BN**

Get in touch on Facebook, too!



Each letter printed only in The World of Cross Stitching and not in any other cross stitching magazines will win a crafty mystery prize!





DESIGN BY DURENE JONES

# Spring has sprung!

Celebrate new beginnings with Durene's pretty pastel sampler, the third in her seasonal series

From the delicate crocus unfolding its cheery petals to the tiny bird peeking out of its nest, this playful collection of motifs evokes the feeling of fresh spring days. We love how Durene has perfectly captured the hopeful feeling of this season, with flora and fauna bursting into life under the first golden rays of sunshine.

Worked in soft yellows, pinks, greens and blues, with a liberal scattering of sparkly pastel sequins, this adorable scene is a must-stitch this spring – and you'll love recreating the oh-so-sweet baby animals!

Using whole cross stitches, fractionals, backstitch and some French knots, you'll get to practise a

## Factbox

- ✦ **Stitching Time**  
Approx. 50 hours
- ✦ **Type of Stitches**  
Cross stitch, fractionals, backstitch, French knots, sequins
- ✦ **Ease of Stitching**  
Intermediate

Have a go with sequins

range of different techniques as you stitch this fun sampler – and if you're unsure how to add sequins, turn to page 23 for our handy how-to guide! Give this project a go today, and brighten your home with Durene's beautiful, blooming design. ▶

## Meet the designer

Durene Jones

"There's nothing lovelier than a springtime stroll. With flowers bursting to life, lambs gambolling through the fields and birds tweeting merrily in the trees, this treat for the senses deserves to be captured in stitches!"



JOYFUL  
SEASONAL  
STITCH



Shake off those winter cobwebs by stitching for the new season – the ideal way to welcome sunny days!




## Julia READER PANEL



"I really love this sampler! I can't help thinking it would make a perfect gift for a couple having a baby in the spring, as it would be such a special reminder of that happy time of year when they became parents."

## TOP TIP

Not a fan of French knots? Replace them with green and yellow seed beads and add a touch of extra sparkle!



Spring Sampler chart (left)

## Collect the series

This design is the third in Durene's series. Find autumn in issue 246 (Oct 2016) and winter in issue 249 (Dec 2016). Watch out for back issues, and find digital back issues for iPad or Android in the App newsstands. Plus, look out for summer to come!



Spring Sampler chart (right)

## How to... add sequins

**1 The chart is** marked with dots to show where you'll stitch on a sequin. Start by using a matching thread.

**2 Sequins are best** held firm with either a French knot worked through the sequin hole, or by working a couple of stitches out from the centre hole over to the edge of the sequin, like spokes, as we did with ours.



## Shopping list

- ✦ Zweigart\* 14-count white aida measuring 30x35cm (11½x13½in)
- ✦ Stranded cotton as listed in the key
- ✦ Sequins from Josy Rose\* as listed in the key
- ✦ Size 24 tapestry needle
- ✦ Frame of your choice with a minimum aperture of 20x25cm (7¾x10in)

Thread & fabric cost  
**Approximately £26**

\*For stockists see page 90

## Spring Sampler key

### ✦ Cross stitch in two strands

	DMC	Anchor	Madeira	
○	85200	1	2401	white
○	415	398	1802	grey
▼	471	266	1502	green
\$	472	253	1414	light green
□	519	1038	1105	blue
W	605	1094	613	pink
■	612	832	2108	beige
x	613	831	2109	light beige
●	741	304	202	orange
★	743	302	113	dark yellow
☆	744	301	112	yellow
*	745	300	111	light yellow
•	762	234	1804	light grey
◇	772	259	1604	grass green
♡	818	23	502	light pink
◐	828	975	1101	baby blue
◑	3761	928	1001	light blue

### ✦ Backstitch in one strand

—	581	280	1609	lime green
—	838	380	2005	brown
—	936	269	1507	dark green

### ✦ French knots in one strand

●	165	278	1501	light lime green
●	743	302	113	dark yellow

### ✦ Sequin placement\*

●	04277			green opal
●	04283			lemon sorbet

STITCH COUNT 98 high x 123 wide

DESIGN AREA 14 HPI (28-count evenweave) – 18x22.5cm (7x8¾in)

SKINS NEEDED 2x818 (light pink)

This design was stitched using DMC stranded cotton and sequin embellishments from Josy Rose\*



# Our Best Buys

All the hottest cross stitch must-haves for your shopping list, plus an exclusive offer to make your pennies go further...


THE WORLD OF  
**Cross  
Stitching**  
PICK OF THE  
MONTH

## Sunny stitches

### FEELING CHEERY

**B**righten up your home with these beautiful stitched pieces! 'Honey Bee' and 'Blackwork Sunrise' from Modern Needleworks\* would add instant warmth and texture to your walls, and both are sure to attract plenty of attention – or, if you can bear to part with them, they'd make for lovely gifts.

Each design measures around 17.5x17.5cm (7x7in) when worked on 14-count aida. The 'Honey Bee' kit costs \$28 (approx. £23) and the 'Blackwork Sunrise' is \$24 (approx. £19.70), and both include fabric, two needles, threads, chart and instructions. Or if you prefer, buy them as just charts only for \$7.20 (approx. £5.90) and \$6 (approx. £4.90), respectively.



£12

### STITCHED ARTWORK

**S**titch your very own masterpiece with a Cross Stitch Collectibles chart, from Wye Needlecraft Online\*. With the easy-to-read pattern, you'll enjoy recreating this famous Van Gogh painting in stitches. Worked on 18-count aida for a detailed effect, 'Avenue With Trees' measures 57x35cm (22½x14in) when finished. Or choose your own fabric, for a different sized finish. It's also available to purchase as a kit for £74.67.

**Sunny stitches**  
The blackwork-style sunrise and geometric bee have a chic, contemporary look

## Trendwatching... Mixing patterns Embrace this



**Potty for patterns**  
Jazz up your home or garden with these fun patterned pots from Hum\*



**Finishing fabrics**  
Stock up on fabric with this set of six fat quarters, from Plush Addict\*



**Little birdie**  
Stitch this sweet 'Chubby Bird' PDF chart from Red Gate Stitchery\*



**Neaten up your needles**  
Stow your needles safely in this unique stainless steel case from KellysMagnets\*



**Heart buttons**  
Embellish your stitching with these buttons (in packs of 10) – visit Little Button Jar\*

£1.95

\$18  
(approx. £14.75)

season's look of mismatched patterns & prints

## PRETTY AS A PEACOCK

### FANTASTIC FEATHER

**T**his striking 'Peacock Feather' comes as an instant download PDF chart from Futska\*, so you can buy it and start stitching straight away. It includes a chart, key listing the DMC threads needed and a printable picture of the final stitched project. The shop owner is happy to provide customised versions of the chart, such as a different colour spectrum, for a small extra charge, too! On 14-count aida, it'll measure 21x23.5cm (8¼x9¼in). This modern design would add a stunning splash of colour to any home, wouldn't it?

\$5.10  
(approx. £4.00)



### YOU'VE BEEN FRAMED...

**I**f you struggle to find the right finishing ideas, especially trays or circular frames, Turnstyle\* is a great place to try! Specialising in high-quality wood products, it offers a selection of beech frames. Circular apertures measure from diameter 7.5cm (3in), priced £5, to 25cm (10in) at £24, and have a hanging fixture. Or, for a small extra cost, they can be free-standing on a plinth – a new product in the collection!

From  
£5



### COASTER-ING ALONG

**G**et creative with this 'DIY Cross Stitch Wood Coaster Kit' from Miniature Rhino\*! It includes four pre-cut birch coasters, a yarn needle, your choice of two colours of acrylic yarn, instructions, alphabet and number patterns, and four blank paper grids to design your own patterns.

\$40  
(approx. £32.84)



£8.99



£9.99

### SWEET BEARS

**H**ow adorable are these Forever Friends kits? Made by Anchor\*, they are fun and rewarding to stitch, and we think they'd be perfect to add to your stash of ready-made cross stitched cards. 'Little Cheerleader' (FRC226) and 'Birthday' (FRC222), both measuring 11x8cm (4½x3in), are available to buy from Black Sheep Wools\*, and both kits include everything you need – 14-count white aida, pre-sorted Anchor stranded cottons, needle, chart and instructions. Once you've finished stitching, simply mount them onto cards of your choice and send out to your lucky recipients!

\*For stockists see page 90

## READER OFFER

**H**eritage Crafts is offering you 20% off Karen Carter's loveable 'Woodland Creatures' range! There are five designs in the range, but our faves have to be 'Owl' (WCOW1380) and 'Fox' (WCFO1333). Costing £17.99, the kits come with Zweigart fabric (in your choice of 14-count aida or 28-count evenweave), DMC threads, needle, charts and instructions. The finished pieces measure 12.5x12.5cm (5x5in). To save 20%, use the discount code **WOXS253** at [www.hcrafts.com](http://www.hcrafts.com). Offer valid: 28 February – 11 April 2017.



SAVE  
£££s!

**Into the woods**  
Save 20% off delightful Karen Carter kits at Heritage Crafts\*



DESIGNS BY **LUCIE HEATON**

# Fluttering beauties

Fall in love with this stunning and surprisingly simple quilt – the first in our three-part series!

There are few things more eye-catching than butterflies, making them a real joy to stitch. In this perfect project, we'll guide you through each step of recreating 12 winged beauties in all shapes, sizes and colours. You'll also learn how to make your very own quilt, so you can show off each piece of your stitched art and set them off with coordinating fabric – each butterfly has been specially designed to complement this brand new patchwork fabric line!

As you'll soon find out, big projects needn't be scary. Starting this month, you'll stitch four beautiful butterfly motifs – it'll be a breeze with the help of our clear charts! Watch out for four more designs next month

## Factbox

- ✦ **Stitching Time**  
Approx. 5-10 hours each
- ✦ **Type of Stitches**  
Cross stitch, backstitch
- ✦ **Ease of Stitching**  
Intermediate

Try a new finishing idea!

(issue 254) and then the final four the month after (issue 255), along with simple step-by-step instructions for making-up your quilt.

This heirloom project is one to be treasured for years to come – we think it would also make a pretty wall hanging or a decorative playmat! ➤



## Meet the designer

Lucie Heaton



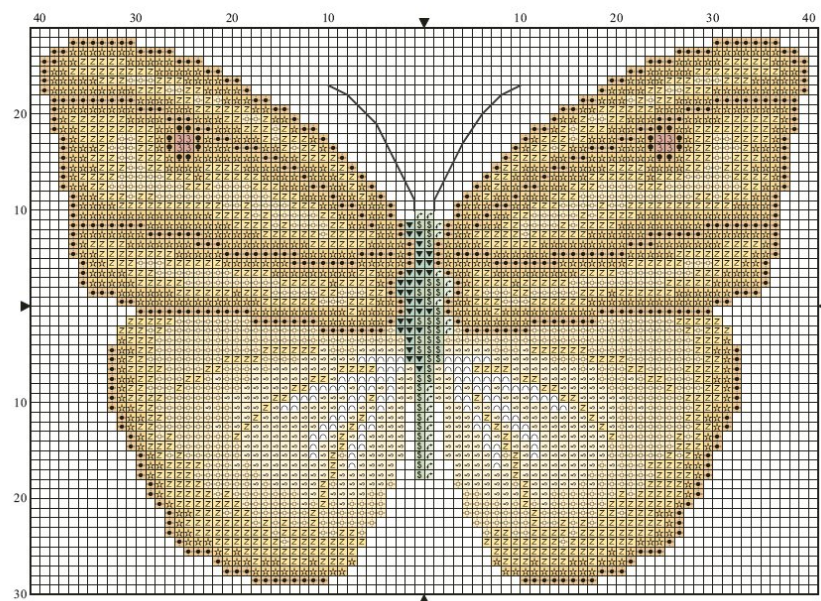
"I adore butterflies so it was a real treat to create these unique designs. They make for such a lovely, colourful collection – and what better way to display them than in a beautiful quilt?"



TRY  
SOMETHING  
NEW WITH  
THE WORLD OF  
**Cross  
Stitching**

Delight in this extra-special project and create your very own striking quilt, with easy straightline sewing!







## Noa READER PANEL



Wow! This project combines my other passion, quilting, so what could be better than working on a project that involves both crafts? I'll be making this quilt to wrap around me on cold days. ”



## Shopping list


- ✦ Zweigart\* 14-count white aida measuring 25.5x25.5cm (10x10in) for each design
- ✦ Stranded cotton as listed in the key
- ✦ Size 24 tapestry needle
- ✦ Fabric squares by Moda\* – we used 'Early Bird' Layer Cake (27260LC) precut set
- ✦ Wadding, plain backing fabric and buttons of your choice from local stores

Thread & fabric cost  
**Approximately £37**

\*For stockists see page 90







## NEXT MONTH: PART 2!

Make sure you don't miss the second installment in this fab three-part series! With 12 butterfly designs to work through so you can create your very own special quilt, this project is sure to keep you busy. We've got four more gorgeous butterfly designs lined up for you to cross stitch in next month's issue 254 (May 2017), on sale 28 March.

## Butterfly Quilt key – part 1

### ★ Cross stitch in two strands

	DMC	Anchor	Madeira	
○	85200	1	2401	white
●	208	99	804	dark lilac
◐	210	108	802	lilac
I	211	342	801	light lilac
■	317	400	1714	dark grey
■	349	1098	212	dark coral
J	414	235	1801	grey
●	740	316	204	dark orange
●	741	304	202	orange
★	742	303	114	tangerine
★	743	302	113	dark yellow
★	744	301	112	yellow
★	745	300	111	light yellow
×	799	145	910	blue
*	800	144	908	light blue
t	809	130	909	delft blue
■	817	13	210	red
■	823	127	1008	navy blue
▼	910	228	1302	dark green

§	912	209	1213	green
♥	915	1029	705	raspberry
3	946	332	207	burnt orange
■	954	203	1207	light green
◇	955	206	1210	very light green
★	995	410	1102	dk electric blue
P	996	1090	1105	lt electric blue
+	3607	87	708	dark pink
A	3608	86	709	pink
○	3609	85	710	light pink
■	3799	236	1713	very dark grey
■	3843	1089	1103	electric blue
■	3844	169	1108	dark turquoise
N	3845	168	1109	turquoise
■	3846	167	1110	light turquoise


### ★ Backstitch in one strand

—	3799	236	1713	very dark grey
---	------	-----	------	----------------

**MAXIMUM STITCH COUNT** 80 high x 80 wide  
**DESIGN AREA** 14 HPI (28-count evenweave) –  
 14.5x14.5cm (5¾x5¾in)  
 These designs were stitched using DMC stranded cotton

## TOP TIP

Some of these colours will get used multiple times in this project, so check your stash carefully before shopping for new ones!



# Ask the experts

Our panel of professionals are here to help you with your cross stitch dilemmas – however large or small



**Ruth Southorn**  
 Ruth, our Editor, has been a cross stitcher since she was tiny and is ready to share everything she knows



**Fiona Baker**  
 Fiona is our Technical Editor so she's all ready to answer your problems on all things stitch and chart related



**Jenny Barton**  
 Design pro, Jenny has been creating projects for us for years and is ready to take on your design challenges



**Katie Lewis**  
 All set to hunt down those elusive charts and products, Katie's here to find shopping answers that you need



**Katriel Costello**  
 Stitching guru Katriel has worked in the industry for years, so has ample knowledge to answer any queries

## CONTENTS


**IN THE SPOTLIGHT**  
 John Barker, Foresight LED, on reducing eye strain

**WISHES GRANTED**  
 Jenny's designed an Easter motif for Barbara's pleal

**FRIENDLY ADVICE**  
 Help from fellow stitchers on stitching on a budget

**TECHNIQUE FOCUS**  
 Fiona shares pro tips on the blending technique

**DESIGN ROUND-UP**  
 Find delicious baked goods in this design collection



Creating art in stitches  
 XSquaredCrossStitch\* has a range of fine art-inspired designs, like this one

## Creating art in stitches

**Q** Many years ago, I bought a kit of JMW Turner's 'Fighting Temeraire'. It was a challenge to stitch but I finished it and it's much admired. I'd like to do JMW Turner's 'Rain Steam and Speed', but I can't find the supplier. I would be really grateful if someone at *The World of Cross Stitching* could help me out with this!  
**Madeleine D Beere, Oxfordshire**

**A** **Katie says:** The designer we've found who is now

supplying designs of JMW Turner's artworks is XSquaredCrossStitch\*, an Australian-based company that also has a shop on Etsy to supply their UK market. There aren't kits, sadly, but there's a number of masterpiece-inspired cross stitch patterns. Unfortunately, 'Rain Steam and Speed' isn't in the current selection, but you may like 'The Grand Canal' instead, as a 33-page PDF download chart for US\$4.72 (approx. £3.78).

## Seeking vintage inspiration

**Q** I was recently reading your issue 243, and I love the 'Vintage Glamour' project. It's by Elliot Bennett and the article also mentioned his greeting card designs. Would you be able to tell me where I can find more patterns of his? I've looked everywhere but I can't find them anywhere. Thanks in advance!  
**Jennifer Adams, Canada**

**A** **Katriel says:** Thanks for the question, Jennifer – I loved that elegant design of the 1950s lady and her pooch, too. Unfortunately, though, Elliot's designs aren't readily available in cross stitch – he's first and foremost an artist and his super-chic greeting cards can be found at Hearts Designs\*. However, the good news is our sister magazine, *Cross Stitch Crazy*, has just featured a project of seven vintage dress cards from various decades, which you may like. You'll find these designs in their issue 226 (March 2017), so stock permitting, you can buy this at [www.buysubscriptions.com/crazybackissues](http://www.buysubscriptions.com/crazybackissues) as a back issue. ➤





## In the spotlight

JOHN BARKER, FORESIGHT LED

### Stopping eye strain

**Q** I don't wear glasses, but my optician has suggested I use a magnifier as my eyes often get tired and sore when I stitch. I tried a stitching magnifier which I had to wear around my neck, but I just couldn't get on with it. Have you got any recommendations?

**Eleana Marealis, via Facebook**

**A** **John says:** It sounds like our illuminated magnifier glasses here at Foresight LED\* could be a good option for you, Eleana. Available in x1, x2 or x3 magnification, our high-quality glasses will be handy to help with reducing your eye strain. We specifically recommend them for crafters, not least because

they have built-in LED lights on the sides of the lenses, to provide naturally white light. Look out for the stylish finishes in black, tortoise-shell, glitzy pink and dusky pink, priced £14.99. Each pair has its own storage case and batteries are included – plus a spare set of batteries worth £3.99. And if your prescription changes, we also have a clip-on LED light option to attach to prescribed glasses.

As a special offer for *The World of Cross Stitching* readers, you can order one pair and then get 50% off any second pair. All you need to do to take advantage of this deal is visit [www.foresight-led.co.uk](http://www.foresight-led.co.uk) and use the discount code **FSMC2**.



Stopping eye strain  
These illuminated magnifier glasses will help you see fine details more easily

## Copyright conundrum

**Q** Would it be breaking copyright to convert designs from your mag into bags or cards and then sell them at craft fairs?

**Michaela Newman, via email**

**A** **Ruth says:** We know lots of stitchers enjoy making projects to sell for themselves or for charity fund-raising, so we've agreed with the designers (the copyright holders) that you can do this. It has to be on a small scale only – no mass production – and with appropriate credit given with the items sold. So, you could credit on the back of the item, or on a labelled tag: 'Hand stitched by Michaela, with kind permission of XXXXX <insert designer name> on behalf of *The World of Cross Stitching* magazine, Immediate Media Co'. Hope this helps!

## Stitching up some magic

**Q** I'm planning to stitch several of Nora Corbett's witch charts (for Mirabilia) from my stash as a set. I love hand-dyed fabrics, and have tried using the 'fabric finder' function to test out different fabrics, but I'm finding the choice is overwhelming!

I plan to display them in a room with soft grey décor, so I'd like to have fun with the fabric and inject some wow-factor into the room – help!

**Nicola Ryder, Carmarthenshire**

**A** **Fiona says:** It's easy to be spoilt for choice when it comes to hand-dyed fabrics!

We picked out Dusk, Daybreak and Marbelled Lilac for you as although there are many options, we think that

any of these would work well as a matching set, and these colours will coordinate all the projects. Each fabric colour is available from Polstitches Designs\* as a 14- or 16-count aida, or 28- or 32-count evenweave, and comes in both regular finish or opalescent for sparkly magic!



Stitching up some magic  
Using a coloured fabric is great for ringing the changes, such as Nicola plans with her 'Gigi' witch!



Going on a frame hunt  
Choosing the right colour frame for your project will make the colours in your stitching pop!

## Going on a frame hunt

**Q** I want to stitch 'Colourful Christmas' by Durene Jones, from your issue 235 (Christmas 2015), but I can't locate a frame in the size or colour shown. Can you help me find a source for it before I start my project? Thank you!

**Susan Joyce, via email**

**A** **Katie says:** We take care to choose the perfect finishing touches for our projects, so it's good to hear they're appreciated! For any specific frames (or fabrics etc), that are readily available on the high street or online, we'll feature those details in our project Shopping Lists, but often, a professional picture framer will custom-make frames for us.

This was certainly the case for this design. Hopefully your local framer can help with a wide variety of frame mouldings and colours, so you can choose the perfect finishes you need for any project. Also, watch out for pictures in charity shops and at car boot sales – it doesn't matter what the picture is as you can easily repurpose, and even paint, the frame to suit!

## Wishes granted

Request a design and our resident design expert, Jenny, might just chart it for you...

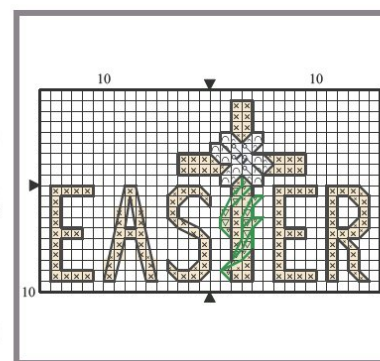


The heart of Easter  
Barbara is keen to stitch meaningful motifs for her loved ones

**Q** Can you help with a design for Easter cards for my friends and family? I'm looking for something depicting the Christian Easter – not fluffy chicks, rabbits, eggs or flowers. Many thanks!

**Barbara Hicks, Norfolk**

**A** **Jenny says:** I hope this simple chart is the sort of thing you're looking for, Barbara. To create this design, you'll mainly use whole cross stitches and backstitch, with some fractionals for shaping the flower and stem entwined around the cross. Enjoy!



Please note: Jenny can only fit in fairly small designs and for copyright reasons she is unable to chart logos, or characters from films and TV.



## Easter key

✱ Cross stitch in two strands

	DMC	Anchor	Madeira	
∩	blanc	2	2402	white
▽	368	214	1310	light green
×	738	367	2013	cream
○	762	234	1804	light grey

✱ Backstitch in one strand

—	367	217	1312	green
—	413	236	1713	grey

STITCH COUNT 17 high x 30 wide  
DESIGN AREA 14 HPI (28-count evenweave) – 3x5.5cm (1 1/4x2 1/8in)

This design was stitched using DMC stranded cotton

## Thread care

**Q** I'm worried my fluffy Rainbow Gallery Wisper thread will get damaged if I wash it – have you got any advice?


**Sophie Jayne, via Facebook**

**A** **Katie says:** Rainbow Gallery Wisper thread is 70% kid mohair and 30% nylon, and is designed to be hand washable, but we advise washing a small test piece first, prior to your finished stitching. Use a gentle or no-rinse detergent and leave to dry flat on a fluffy towel.



Thread care  
You can buy Rainbow Gallery Wisper threads from Country Designs\*, for just £2.75 each

Dinosaur dilemmas  
Why not make your own sampler using motifs from Lucie Heaton's quirky 'Dinosaur ABC'?



## Dinosaur dilemmas

**Q** Hi, I'm looking for Lucie Heaton's 'Jurassic Pals' pattern. Please can you help?

**Claire Hoskins, via Facebook**

**A** **Katriel says:** This pattern was featured in our sister magazine, *Cross Stitch Gold*, in issue 130 (June

2016), and back issues are currently still available! Visit [www.buysubscriptions.com/goldbackissues](http://www.buysubscriptions.com/goldbackissues) to order or alternatively, Lucie Heaton\* also sells a great 'Dinosaur ABC' downloadable PDF chart for £5.00, featuring similar bright and quirky characters!

## STITCHING HELP!

Don't forget to send all your stitchy questions and design requests in to us!

Email us at:  
[experts@cross-stitching.com](mailto:experts@cross-stitching.com)

Write to:  
Ask the Experts,  
*The World of Cross Stitching*,  
Immediate Media Co Origin,  
Tower House, Fairfax Street,  
Bristol BS1 3BN

Send in queries via Facebook too:



We will try and answer your questions as soon as we can, but if you're working to a specific deadline then do let us know!



## Friendly advice

We asked our Facebook fans to share their tips for stitching on a budget – here's what they said...

facebook

**Christine Rembo:** I get a lot of my stash from car boot sales, and I find charity shops are also a good source for kits and magazines!

them, I asked for Hobbycraft vouchers for my birthday and Christmas. That way it didn't cost me anything!

**Liz Irvin:** I cut my bobbins and thread cards from cereal boxes and I store my threads in empty margarine tubs!

**Linda Ann-Hustler:** I save up my 50c pieces between craft shows – and whatever I manage to save, I spend at the next show!

**Grace Ross:** I keep all my leftover threads and I try and match them to the colours charted for card designs. Sometimes I buy leftover threads from eBay, too.

**Hazel Thomson:** I keep all my offcuts of aida and use them to make bookmarks and fridge magnets for gifts. Nothing goes to waste!

**Norma Henson-Webb:** In the past, whenever I needed threads or aida and was lacking money to buy

**Jo Perry:** My top money saving tip is to stitch over one thread of evenweave instead of over two. That way, you use much less fabric and

thread! It's cheaper to frame too – and the designs are super cute in tiny formats.

**Michelle Bage-Haseley:** I don't buy kits – I do the lovely designs in *The World of Cross Stitching*, and I buy the threads and aida I need really cheaply at a little haberdashery shop near me!

Find us on Facebook and join in with the chat. If you're lucky, your tip might appear here! Just log on to [www.facebook.com/TheWorldofCrossStitching](http://www.facebook.com/TheWorldofCrossStitching) and hit 'like' at the top of the page!



## QUICK Q&A

**L**oved the Christmas chart book (issue 248), and the metallic threads! How many strands does the Madeira thread divide into?

**Avril Spence, via Facebook**

**Ruth says:** It's great to hear you're enjoying making a head start on this year's festive projects! I love using those threads – give the end of your thread length a gentle 'untwist' between your fingertips and it'll start by dividing into four strands. Just use one of these to stitch. Each one of those threads can untwist and fray, and will do so with wear-and-tear, so keep your lengths short to minimise that fraying!



Stitching with metallics. Leave a slightly longer tail than usual as metallic threads are more likely to slip and break free

**H**ow do you go about washing projects? I've never washed any of mine but I have heard it's a good idea to do so!

**Lindsey Walton, via Facebook**

**Katriel says:** We always recommend giving your finished cross stitching a wash to freshen it up and remove any stains, including natural oils from your hands. Plus, softening the fibres will help to shift any creases from your hoop or stitching frame. Visit [www.cross-stitching.com/faq/washing](http://www.cross-stitching.com/faq/washing) for tips for washing your stitching!

## TECHNIQUE FOCUS

### Baffled about blending

**Q** In the pattern I'm following, the key shows two thread numbers listed together next to each other. Do I have to do two stitches in the same aida block? Or is it one part of the stitch in one colour and one in the other colour? I've never seen this before and there aren't any instructions.

**Kerry-mae Jacksonville, West Yorkshire**

**A** **Fiona says:** Don't worry Kerry-mae, this is not as tricky as you'd think! The technique the designer wants you to use is called blending (sometimes called tweeding). Rather than the solutions you've suggested, it's actually the case that you thread one strand of each colour in the needle at the same time. So, instead of the usual two strands of a single colour (when stitching on a 14-count aida fabric), you use one of each of the different shades. Then you just stitch in the same way as usual.

The result is a subtly mottled effect of the two colours combined. It's useful for creating a naturally blended look, say for an animal's fur or maybe for foliage, to give a more varied effect to the stitches. Or, another widely used option is to blend together one length of stranded cotton, and one of a metallic thread (or blending filament) for a delicate shimmer.

The only thing you won't be able to do, of course, is to use the loop start method for starting off the colour, as there's no loop! Instead, just run the end of your thread securely at the back of a few other nearby stitches. This will secure the tail neatly before starting off with stitches corresponding to that blended symbol. Good luck with the design!



Baffled about blending. The blending technique is useful for mottled colour effects and subtle colour changes – try it in our panda pattern (p58)

THE WORLD OF  
Cross  
Stitching  
KNOW-HOW

Tasty  
cake  
ideas

## Design round-up

It's time to bake up a storm with these oh-so-delicious, mouth-watering sweet treats!

GREAT VALUE

### CUPCAKE

**P**opular with beginners and experienced stitchers alike, Mouseloft's\* design range is extensive – they think of everything! We love this 'Stitchlets Cupcake Cross Stitch Kit'... in just a teeny area, the designer – or should we say baker?! – has created a yummy-looking cupcake with a shining cherry on top. In whole stitches only and French knot free, this black-and-white symbols chart is easy to follow, with only six colours for shading. It includes everything you'll need to finish this quick make, which we think would make for a super birthday card for a sweet-toothed friend!

Stitch count – 21 high x 22 wide, 4x4cm (1½x1½in) on 14-count cream aida



£2.29

STUNNING DETAILS

### FLOWER CAKE

**I**f you like charts that show colours as well as symbols, then this tasty idea by SodaStitch (1019715), and available from Sew and So\* could be just for you. We like how the quality, laminated chart unfolds into one long strip to show the rose chocolate cake, sunflower roulade and hydrangea sponge... mmm! This creative trio will make a fun picture for any home, and it's versatile enough to stitch each cake as smaller individual projects, too. Plus, a companion chart of floral teapots will surely make the pretty, contemporary set complete!

Stitch count – 245 high x 110 wide, 44x20cm (17½x7¾in) on 14-count aida



£8.50

QUALITY KIT

### AFTERNOON TEA

**F**rom French fancies to gateaux galore, we're looking forward to tucking into DMC's\* delightful 'Afternoon Tea Sampler' kit (BK1460). It's easy to keep motivated with samplers and, with this one, you'll feel satisfaction as each tasty motif is completed. Stylish lettering is used, and the sketchy-style backstitch outlining gives an illustrative feel. It includes pre-sorted threads, and the black-and-white chart, printed over two A3 sheets, will suit intermediate stitchers to a 'tea'.

Stitch count – 139 high x 181 wide, 25x32.5cm (10x13in) on 14-count white aida



£28.95

STITCHING FUN

### CUPCAKE ALPHABET

**T**here's a myriad of uses for this super-sweet alphabet chart (ABC0116) from Maria Diaz Designs\*. Stitch monograms as birthday cards, party invites, place name cards and spell out names and words for gifts or perhaps a string of bunting. You could even stitch them all like this as a sampler! Enjoy the variety of each motif, such as inventive toppings on each cake... from sprinkles and stars to flowers, we'd like to taste them all! This downloadable PDF is great value and these bright and cheerful letters, in an easy-to-use colour chart, will go down well with beginners and experienced stitchers alike.

Max stitch count – 25 high x 25 wide per letter, 4.5x4.5cm (1¾x1¾in) on 14-count aida



£3.00

\*For stockists see page 90



DESIGNS BY **MARIA DIAZ**

# Decorative delights

Wish friends and family an egg-cellent Easter with this colourful collection of quick-stitch cards worked in pretty pastel shades

Painting eggs is a wonderful Easter tradition rooted in ancient times. Fun for all the family, we love the idea of sitting around the kitchen table and joining in with this yearly custom, be it decorating a hard-boiled egg or stitching one of Maria's beautiful designs. Each one of her cards showcases a different style, including a delicate floral Faberge-style pattern, a quirky bobble hat perched atop a boiled egg and a glass jar filled with eggs in a variety of pretty hues.

Using just a few thread shades, the charts are worked mainly in whole cross stitches, with some featuring backstitched sentiments that are easily interchangeable throughout the set,

## Factbox

- ✦ **Stitching Time**  
Approx. 5-7 hours
- ✦ **Type of Stitches**  
Cross stitch, fractionals, backstitch
- ✦ **Ease of Stitching**  
Beginner

Perfect weekend stitches

so you can personalise your cards.

A great introduction to stitching for beginners, why not share your skills with someone new this Easter? It's the perfect chance to teach a friend, child, or even your partner, and spread the ritual of embellishing eggs in cross stitch this year! ▶



## Meet the designer

Maria Diaz

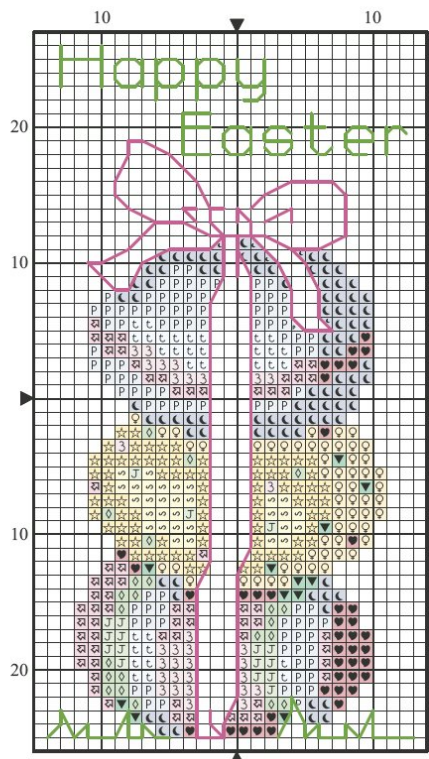
Maria has been a needlecraft designer for over 20 years. Originally taught to stitch by her grandmother, she now works independently, creating beautiful cross stitch and needlecraft patterns!

STITCH  
PRETTY  
WISHES



Join in the Easter celebrations with Maria's fun set of seasonal cards, full of the joys of spring



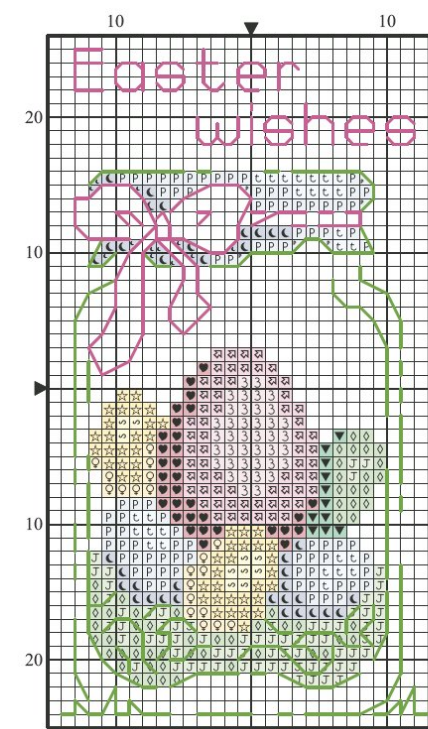
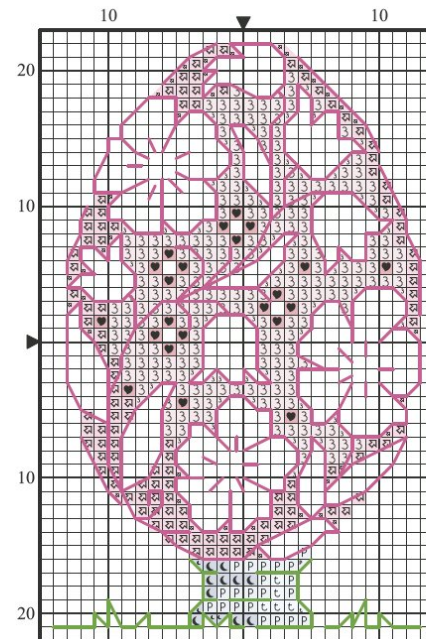
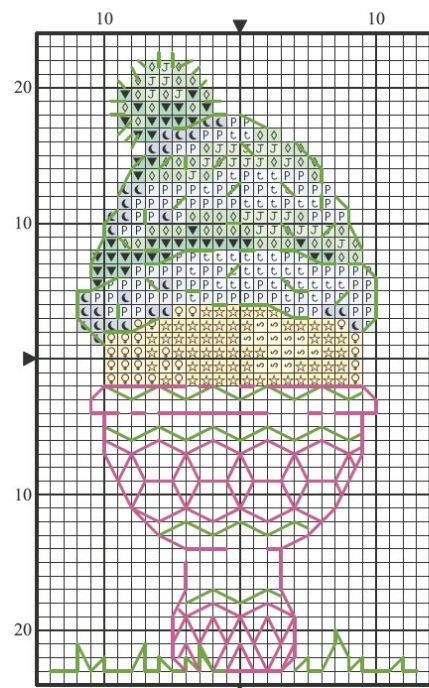


### Shopping list

- ✂ Zweigart\* 14-count white aida measuring 17x12.5cm (6½x5in) for each design
- ✂ Stranded cotton as listed in the key
- ✂ Size 24 tapestry needle
- ✂ Craft Creations\* oblong deckle edge aperture cards (DE08U) in pink (16) and pale green (21)

Thread & fabric cost  
**Approximately £18**

\*For stockists see page 90



### TOP TIP

Use these designs as motifs to patch onto gift bags, and deliver your Easter gifts in style!

### Easter Cards key

✂ Cross stitch in two strands

	DMC	Anchor	Madeira	
t	162	9159	1101	very light blue
☆	744	301	112	yellow
☾	813	140	910	blue
P	827	160	1013	light blue
◇	913	204	1212	mint green
▼	943	188	1203	emerald
J	955	206	1210	light mint green
♥	956	40	506	shocking pink
✂	957	50	504	lt shocking pink
3	963	73	502	pink
☆	3078	292	102	light yellow
◇	3855	311	2513	apricot

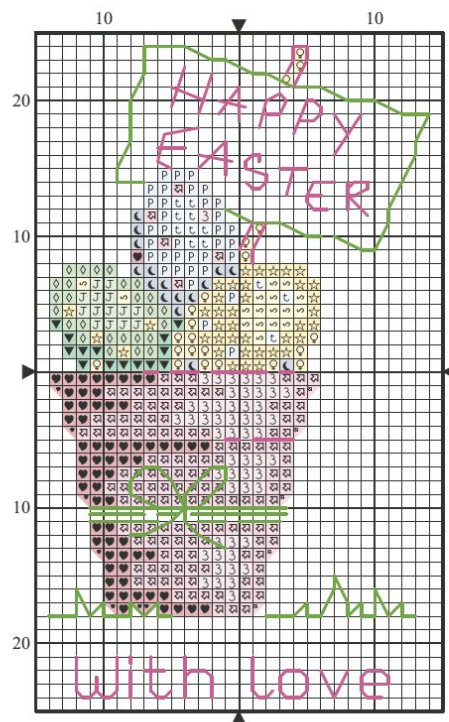
✂ Backstitch in one strand

—	702	226	1306	green
—	3731	76	603	rose pink

**MAXIMUM STITCH COUNT** 51 high x 29 wide  
**DESIGN AREA** 14 HPI (28-count evenweave) – 9.5x5.5cm (3½x2in)

These designs were stitched using DMC stranded cotton





## How to...

## mount an aperture card

**1 Trim the fabric** so that it's a little smaller than the card and place the aperture over the aida to position the design. Mark where the aperture edges will be on the aida with pins.

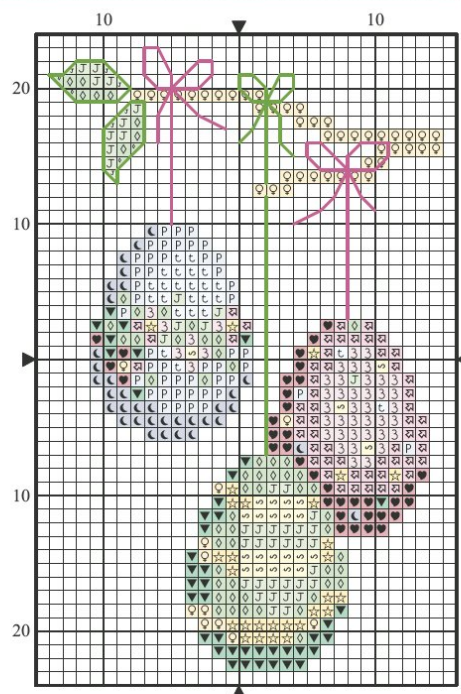
**2 Turn the card** over and stick double-sided tape around the aperture. Using the pins as a guide, place the card back over your fabric and attach.

**3 Insert a piece of** white paper behind the aida, and then fix down the card flap with double-sided tape.



## Andrea READER PANEL

“These Easter cards look really nice. I've some friends who live a long way away from us, so will send some of these. They always look forward to receiving my cards, even framing them to display, in their home!”



## Out &amp; About

Get involved in the stitching fun this month – we've rounded up the most exciting campaigns, clubs and events so that you can join in with them all!

THE WORLD OF  
Cross  
Stitching  
CHARITY OF THE  
MONTHBATTERSEA DOGS  
AND CATS HOME

We know many of you have pets that you love and couldn't imagine living without, but sadly not every animal is lucky enough to have kind owners. That's why we're big fans of Battersea Dogs and Cats Home, which has helped more than three million animals ever since it welcomed its very first stray dog back in 1860! Today, this charity is continuing to work towards its vision that every dog and cat should live in a home where they are treated with love, care and respect.

Why not use your stitching skills to raise money for the cause? You could

hold a sponsored stitch-a-thon, or perhaps you could gather some friends for a coffee morning and sell your stitched goods. For inspiration, have a look at the fab quick stitches in our Design Library (p47) or check out our gorgeous Staffordshire bull terrier over on page 42!

**MORE** To find more information on how you can get involved and donate, visit [www.battersea.org.uk](http://www.battersea.org.uk)

WHERE  
AM I?

Here's a pic of me with my fave cross stitch mag, on a Labour Day weekend trip. We visited a national park that has a lot of history to do with national defence, and there are lots of cannons there. It's a wonderful place with a very nice museum – and it's right on the coast, so there is also a lovely beach you can visit!

Liz Brandt, via email

## Send in your travel snaps!

Send us a photo of yourself with a copy of your favourite mag to 'Where Am I?' at our usual address, on page 17. If you're featured, you'll win a John Clayton kit from the Internationals range by Heritage Crafts\*, worth £29.99.

\* For stockists see page 90



## Dates for April

## 28 MARCH

**ON SALE: THE WORLD OF CROSS STITCHING**  
Our May issue is filled with new projects for you. Find a Fizzy Moon card kit and bonus Marie Antoinette lady chart by Joan Elliott, a bright flamingo, new baby cards and more. See page 94!

## 7-9 APRIL

**BRITISH QUILT AND STITCH VILLAGE SHOW**  
UTTOKETER RACECOURSE, STAFFORDSHIRE

Browse a range of exhibits, stock up on fabric and haberdashery, and learn on fun workshops! Day tickets cost £8 on the door or £6 if you book online. Visit [www.quiltandstitchvillage.com](http://www.quiltandstitchvillage.com) for more info.

## 16 APRIL

## EASTER SUNDAY

Stitch to celebrate – find motifs on page 33 and 36!

## 27 APRIL

**FREEMOTION MACHINE**  
EMBROIDERY CLASS  
ROWAN TREE STUDIO, DEVON

This one-day course will introduce you to machine embroidery, great to use in decorative furnishings and gifts. Priced £50, with materials, lunch and afternoon tea included. Visit [www.rowantreestudiodevon.co.uk](http://www.rowantreestudiodevon.co.uk)



Fun with fabric  
Create pretty accessories  
at Rowan Tree Studio!

Answer: Fort Moultrie, South Carolina, USA



# Pet of the month

We know you're huge fans of pets, so have us design a cross stitch of a beloved animal!



## Design my pet!



**Q** Hello Durene, my daughter has a lovely Staffordshire bull terrier, as you can see in the photo, and I would really love to cross stitch him for her – she'd be so pleased. I hope you'll be able to help me! Many thanks in advance.

**Doreen Durrant, via email**

**A** **Durene says:** Thanks for your request, Doreen. We've also had several other Staffie design requests, including from Natascha and her faithful friend Molly, and also from Dee Hunt. I must say I've always had a bit of a soft spot for Staffies myself – they can be so friendly and affectionate, can't they? And thanks for sending in such a gorgeous photo. It was really helpful in capturing this cute canine's cheeky little face.

I designed this chart using mainly whole cross stitches, with some backstitch to add definition to the dog's outline and to the grass in the foreground. You could mount your finished design onto some patterned green paper, as we've shown here, and then patch it onto a card, or you could put it in a simple wooden frame.

I hope your daughter is pleased with this sweet design – and happy stitching!

## Shopping list

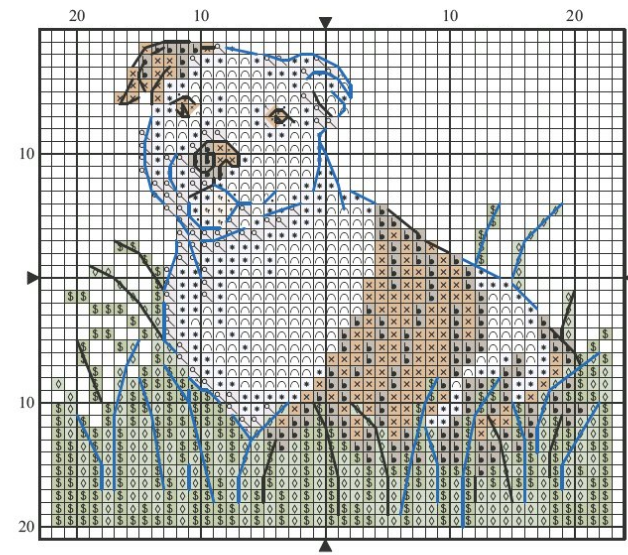
- ✦ Zweigart\* 14-count white aida measuring 15x15cm (6x6in)
- ✦ Stranded cotton as listed in the key
- ✦ Size 24 tapestry needle
- ✦ Craft Creations\* single fold card (SF11U) in creative smooth white (30)
- ✦ Patterned backing paper of your choice from local craft stores

**Thread & fabric cost**  
**Approximately £12**

\*For stockists see page 90

## Fun facts about Staffies!

- **Early bull terriers** were selectively bred to develop traits of eagerness and spiritedness
- **Naturally fond of people**, Staffies are renowned for their trustworthiness and stability
- **Before the 19<sup>th</sup> century**, they were pitted against bears or bulls – thankfully this practice is illegal today!
- **In days gone by**, this breed was known as the 'Nanny dog' due to their affinity with children!



**TOP TIP**  
Make sure to use an embroidery hoop when stitching this Staffie, as it'll help you keep an even tension and get a neat finish

**Factbox**  
✦ **Stitching Time**  
Approx. 8 hours  
✦ **Type of Stitches**  
Cross stitch, fractionals, backstitch  
✦ **Ease of Stitching**  
Advanced beginner



## Staffordshire bull terrier key

✦ Cross stitch in two strands

	DMC	Anchor	Madeira	
○	B5200	1	2401	white
•	225	271	814	pink
●	415	398	1802	grey
■	433	357	2602	brown
×	434	310	2009	light brown
\$	505	210	1312	green
◇	563	208	1207	light green
*	762	234	1804	light grey

✦ Backstitch in one strand

—	310	403	2400	black
—	413	236	1713	dark grey

**STITCH COUNT** 39 high x 45 wide  
**DESIGN AREA** 14 HPI (28-count evenweave) – 7x8cm (2¾x3¼in)

This design was stitched using DMC stranded cotton



## More pet ideas

### Sweet ginger tabby

This wonderfully realistic 'Ginger Cat' chart from Artec\* is sure to be a treat to stitch – and we think it would make a perfect gift for a cat lover. It uses whole cross stitches only, so is ideal for beginners. Measuring 41x31cm (16½x12½in) when worked on 14-count aida, the chart costs \$9.95 (approx. £8.10).



### Family cuddles

With mother and babies lovingly cuddled up together, this 'Guinea Pigs Cross Stitch Kit' (953534) from SewandSo\* is just too adorable. With a finished size of 13x17cm (5x6½in), the kit includes all you need – chart and instructions, needle, 14-count antique white aida and threads – all for just £8.50.



### All wrapped up

Fall in love with this gorgeous 'Snug Pug' cross stitch kit from LittleBeachHut\*, which includes 14-count aida, DMC threads, needle, chart and instructions. The finished design measures 8x7cm (3¼x2¾in), and it costs \$15.14 (approx. £12.34). It's also available as an instant download chart for \$3.70 (approx. £3).





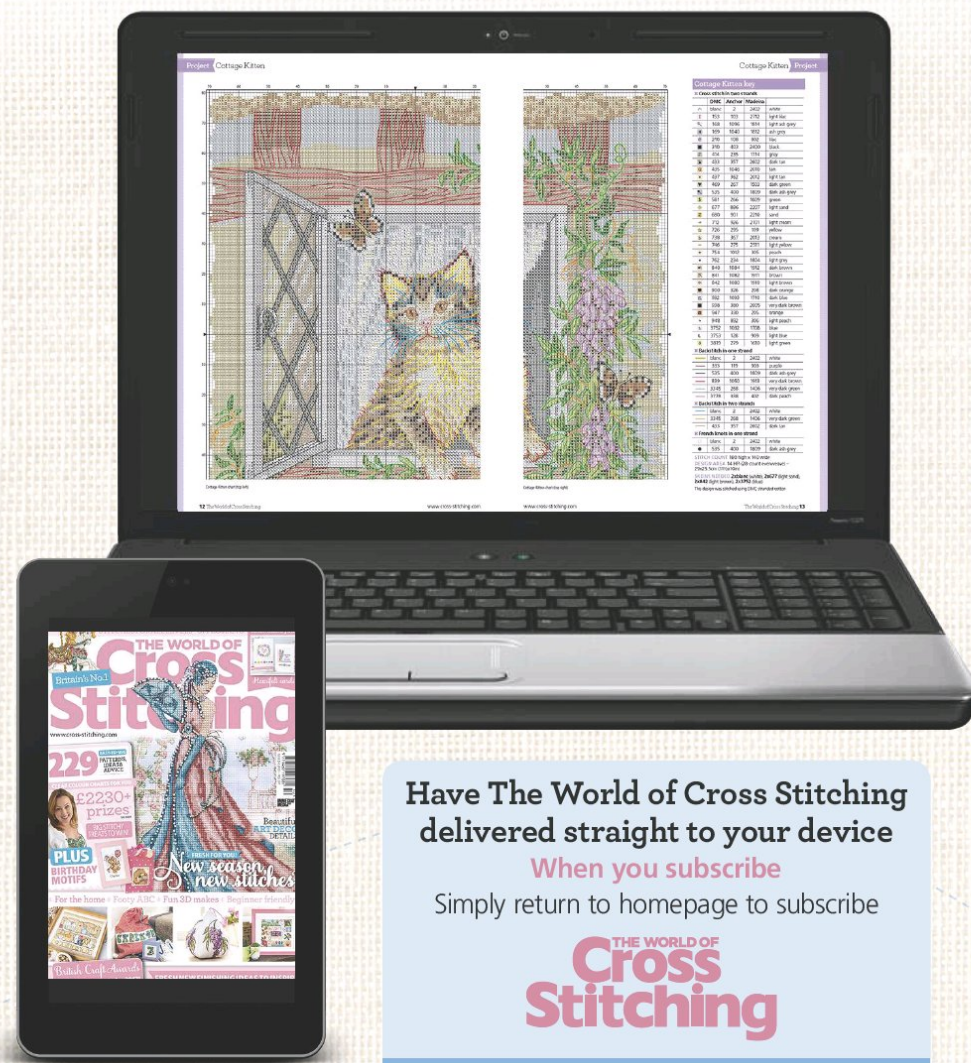
# THE WORLD OF Cross Stitching

Britain's No.1

SAVE 27% WHEN YOU SUBSCRIBE  
TO THE DIGITAL EDITION



Each issue of **The World of Cross Stitching** meets all your stitching needs, with over 80 easy-to-follow charts, features, expert advice and stories to read. Find it packed with **beautiful inspiration** that you'll love, whatever your skill level!



Have The World of Cross Stitching  
delivered straight to your device  
When you subscribe  
Simply return to homepage to subscribe

THE WORLD OF  
Cross  
Stitching



Available on  
kindle fire



GET IT ON  
Google play



Available on the  
App Store

zinio™



# Stitching where the poppies blow

Francophile Jean wowed friends and fellow volunteers with her impressive stitched masterpiece

We all love the sense of achievement that comes with completing a big project, but for stitcher Jean Cosgrove it felt extra-special as she finished the final stitch on her five-year WIP (Work-In-Progress), 'In Flanders Field'.

"This pattern was designed and sold exclusively in aid of The Royal British Legion Poppy Appeal – and when I saw it I knew I just had to do it," says Jean. "My maternal grandfather survived both the Boer War and World War I, and my father was in the RAF at the start of World War II and lost a leg in France."

In the five years it took Jean to stitch 'In Flanders Field', she also completed an impressive 21 other projects, as well as lots of cards. "I love stitching presents for special occasions," she says. "My fave thing about cross stitching is starting a new project and seeing it grow – and the most challenging thing is knowing when to stop and take a break!"

But cross stitching wasn't the only thing keeping Jean busy during those five years – she and her husband, Chris, are volunteers for The War



A meaningful make: Jean was inspired to stitch 'In Flanders Field' as a result of the voluntary work she does with her husband



Graves Photographic Project, which records photographs of war graves and memorials around the world, so that there is a visual record of the final resting places of soldiers. Jean and Chris go on holiday to France twice a year, where they take photos of individual named gravestones in cemeteries near to where they stay.


It was during a holiday in northern France, very close to the Flanders Fields area of Belgium, that Jean finally finished her big project. "Once I started stitching the poem, I couldn't stop until I'd finished!" she says. "My shoulders were

aching but it was definitely worth it."

One of the best bits was other people's reactions to the piece. Jean's framer was so impressed with her project that she displayed it in her shop until Jean came to collect it! Her friends were also amazed – and as for the Project Coordinator of The War Graves Photographic Project, he was utterly delighted and it's now hanging in pride of place in his office.

So what's next for this intrepid stitcher? Between all the volunteering and card-making, at the moment Jean is finishing off a classic-style map of France stitched on evenweave. "I've no other definite projects in mind – but I have a fave cross stitch shop in Bruges, so if we go there I may find something which shouts out, 'Stitch me!'"

Dedicated to the cause: Jean finds time to stitch in between photographing war graves in French cemeteries



# Bear necessities

ENJOY STITCHING OUR BUSY BEAR MOTIFS, PERFECT FOR ALL OCCASIONS!


50  
SWEET  
IDEAS



Add to your stockpile of stitched cards and gifts with Jane Henderson's whimsical bear designs

- ✦ 50 quick-and-easy motifs ✦ Jane Henderson's design inspiration ✦ Stitches for every skill level
- ✦ Helpful tips and advice ✦ Unique present ideas for your special someone





### PAWSFORTHOUGHT

We love this funky paw-print pattern (39) in pastel colours. Stitch onto aida, machine- or hand-stitch the edges, then follow our how-to (p56) to make a tassel.



### BEARY GRATEFUL

This sweet stitch (35) makes for an ideal gift tag. Simply cut your aida to size and fray the edges, then patch onto a tag cut from yellow card, tied with blue ribbon.



### PARTY TIME

Jazz up a gift bag and delight your recipient with this charming party-going bear (9)! Fray the edges and patch onto the front of a gift bag from local stores.



### SWEETHANGING

Bring this loveable trio of bears (28) to life with backstitch! Hem, then mount with the 10cm (4in) Double Scroll Wire Hanger from Craft Department\*.



### PERSONALISED BOX

Use our alphabet (30) to spell the name of your choice and pair with this pretty motif (40). Fray the edges and patch onto a wooden trinket box from local craft stores.



### CUTECARD

Sweet and simple, this adorable scene (24) is perfect for a new baby card. We mounted ours in a Craft Creations\* square aperture card (AP55U) in pale blue (26).



### STITCHY GARDENER

Blow away the cobwebs by stitching this dungaree-clad bear pottering away in his garden (44)! Mount onto a mini canvas and easel, available from The Range\*.




### SEND BEST WISHES

Say congrats in stitches (27)! Fray the edges, mount onto backing paper of your choice and patch onto a card blank (DEC4U) in pale yellow (02) from Craft Creations\*.


\*For stockists, see page 90




1



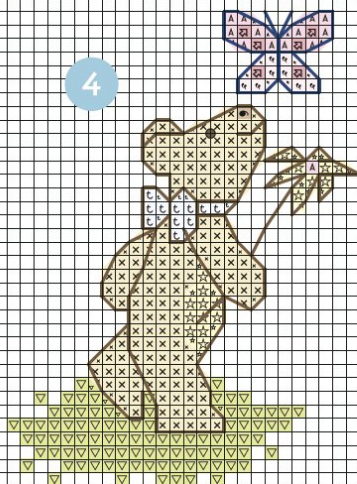
2




3




4



6



5



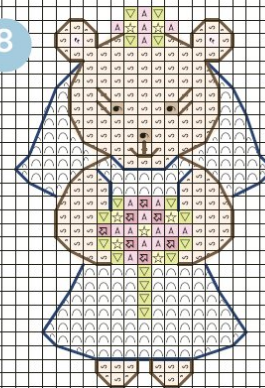
## My inspiration

I've included all sorts of designs you can use for a variety of occasions in this set, from birthdays and thank yous to weddings and graduations. Plus, as I love customising my stitches with personal messages, I've created a handy alphabet (see p54!)

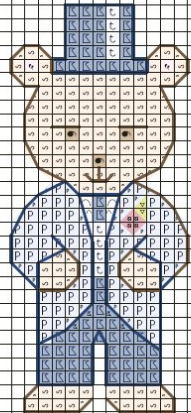
JANE HENDERSON, DESIGNER



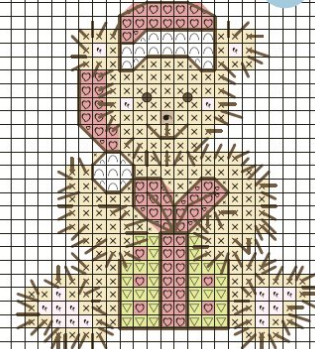
8



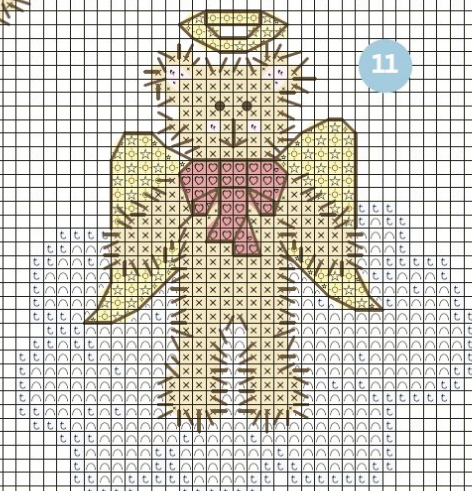
7



10



11



## Busy Bears Designs key

### Cross stitch in two strands

	DMC	Anchor	Maidea	
1	B5200	1	2401	white
2	162	9159	1101	light blue
3	307	289	104	yellow
4	445	288	103	light yellow
5	648	900	1814	grey
6	676	891	2208	sand
7	729	890	2209	tan
8	739	366	2014	cream
9	803	148	1006	dark blue
10	818	23	502	light pink
11	907	255	1308	green
12	956	40	506	candy pink
13	957	50	504	light candy pink
14	976	1001	2010	ginger
15	3325	129	907	blue
16	3781	1088	2003	brown
17	3801	1098	411	red

### Backstitch in one strand

1	B5200	1	2401	white
2	803	148	1006	dark blue
3	3781	1088	2003	brown

### French knots in one strand

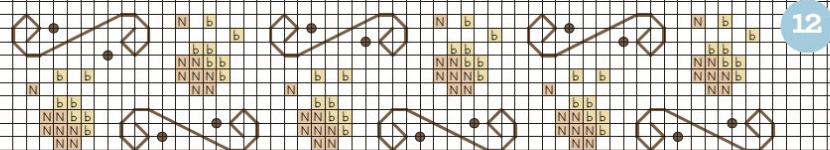
1	956	40	506	candy pink
2	803	148	1006	dark blue
3	3781	1088	2003	brown

These designs were stitched using DMC stranded cotton

## TOP TIP

These mini motifs are small enough to pop in your handbag so you can work on them when you're out and about!










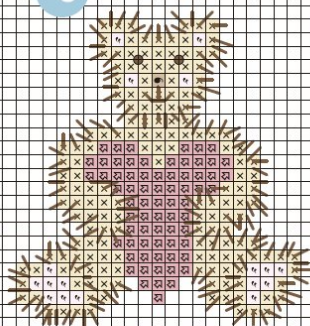
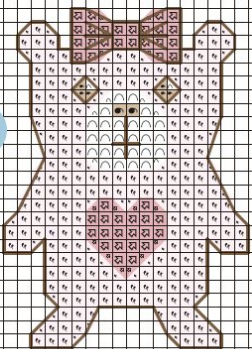





### Noa Reader Panel




“These bears are so cute! I love stitching personalised handmade greetings cards for my family and friends, and these motifs would be perfect – I’m sure my kid’s friends would absolutely love receiving cute bear cards for their birthdays!”

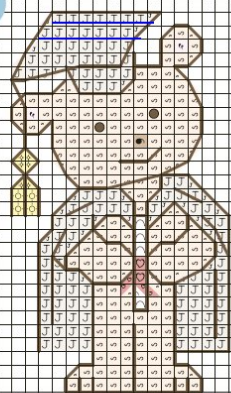




26

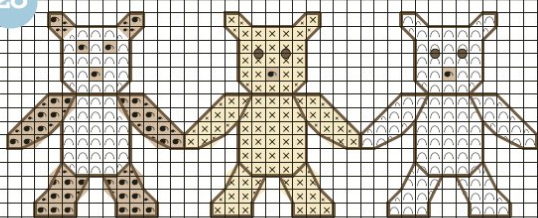


27




Congratulations

28



best friend bears

29



30

ABCDEFGHIJKLMNOPQRSTUVWXYZ  
abcdefghijklmnopqrstuvwxyz  
vwxyz

31

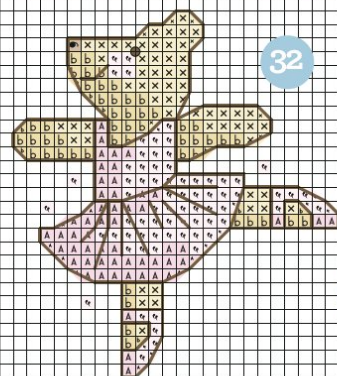


"I love the variety of these cute designs! I'm going to stitch up some of these motifs over a few evenings – they're perfect quick makes and a great way to break up some of my bigger stitching projects."

LYNNE, ACTING ART EDITOR



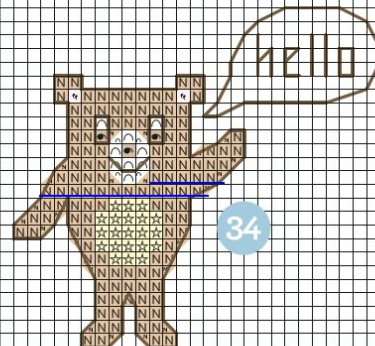
32




35

Thank  
You  
BEARY  
much


34



33



36




Love you

37



38





## How to... make a tassel





**1 Cut a piece** of stiff card to the height you need your finished tassel to be. Wrap with stranded cotton, mixing the colours if you like, to match your stitching.



**2 Slide a length** of extra thread under the wrapped threads at the top, for the hanging loop. Then, slip it all off the card and form the 'knot' of the tassel by tightly wrapping more stranded cotton around the top. Secure by tying the ends, and weaving the thread ends neatly into the knot itself, before trimming closely.



**3 Use sharp scissors** to snip through the bottom loops of all the stranded cotton threads. Trim, and make sure there are no loose threads, for a neat finish.



## NEXT MONTH: ASSISI!

Look out for your next Design Library, jam-packed with striking Assisi motifs – patterns you'll create by cross stitching the background and leaving the motif itself blank! Get to the shops on 28 March to pick up your copy of issue 254, or subscribe and the issue will be delivered straight to your door. Find this month's money-saving subscription offer on page 44.



Turn to  
page 44  
to subscribe



DESIGN BY **HELZ CUPPLEDITCH**

# The gift of love

Show someone close to you just how much you care by stitching the sweetest of scenes, perfect for any occasion

Shyly presenting a pretty flower to his elephant friend, this adorable panda's spontaneous act makes for the most charming of moments. Be it a birthday, anniversary, or just because, this heartfelt stitch is sure to put a smile on anyone's face. From the adorable characters and kind sentiment to the hours you'll spend beaver away on this piece, every element will go towards making your recipient feel on top of the world.

Although a big part of stitching a present is watching someone unwrap it, you'll get just as much joy bringing Helz's adorable illustration to life. Worked on 14-count white aida, you'll use techniques such as fractional stitches and blending colours to create

## Factbox

- ✦ **Stitching Time**  
Approx. 40 hours
- ✦ **Type of Stitches**  
Cross stitch, fractionals, blending, half cross stitch, backstitch
- ✦ **Ease of Stitching**  
Intermediate

Try  
blending  
threads

the detailed shading and definition within the project, giving you the opportunity to show off your skills.

To finish, mount in a simple wooden frame and cross stitch a single flower for a matching gift tag as an extra-special touch. ▶



## Meet the designer

Helz Cuppleditch

"There's something so simple and pure in this design that translates across ages and genders. You could just as easily stitch this for a little girl's room as for a granddad's birthday, making it a handy all-occasion chart!"




MAKE FOR  
SOMEONE  
SPECIAL

Send heartwarming words to a friend or a loved one with the help of Helz's elephant and panda pals!






Cute Friends chart (left)



Cute Friends chart (right)



# THE BIG DAY



Love, Laughter Happily Ever After  
29 x 23.5cm 14ct Aida




I Do  
35 x 27cm 16ct Aida



Faith, Hope, Love  
25 x 18cm 14ct Aida

LOTS MORE ONLINE



FREE 2017 OCCASIONS CATALOGUE OUT NOW

PAST IMPRESSIONS NEEDLECRAFTS, CHARTS, ACCESSORIES

Order online or by phone  
www.past-impressions.co.uk  
020 8335 3930

"I just have to stitch this sweet design for my friend Nisha! She simply adores elephants, and as she's always there for me, the message is perfect too."



KATIE, PRODUCTION EDITOR

**TOP TIP**  
Make sure to work all of your background half stitches in the same direction for a neat finish



## Shopping list

- ✱ Zweigart\* 14-count white aida measuring 36x45cm (14¼x17¼in)
- ✱ Stranded cotton as listed in the key
- ✱ Size 24 tapestry needle
- ✱ Frame of your choice with a minimum aperture of 24x32cm (9½x12¼in)

Thread & fabric cost  
**Approximately £25**

\*For stockists see page 90

## Cute Friends key

✱ Cross stitch in two strands

	DMC	Anchor	Madeira	
○	blanc	2	2402	white
●	224	894	813	shell pink
■	310	403	2400	black
□	318	399	1801	light grey
☆	414	235	1714	grey
★	415	398	1802	very light grey
☆	727	293	112	yellow
3	761	1021	404	salmon pink
J	762	234	1804	shell grey
?	964	185	1112	emerald
◆	3347	265	1408	green
Q	3348	264	1409	light green
A	3713	1020	502	light salmon pink
♥	3733	75	605	pink
⬢	3854	313	114	orange

✱ Cross stitch in one strand of each

○	blanc	2	2402	white
○	ecru	926	2404	cream

✱ Half cross stitch in two strands

▼	3347	265	1408	green
\$	3348	264	1409	light green
P	3756	1037	2504	blue

✱ Backstitch in one strand

—	blanc	2	2402	white
—	317	400	1713	dark grey
—	3328	1024	406	dark salmon pink
—	3347	265	1408	green
—	3854	313	114	orange

✱ Backstitch in two strands

—	3328	1024	406	dark salmon pink
---	------	------	-----	------------------

STITCH COUNT 116 high x 166 wide

DESIGN AREA 14 HPI (28-count evenweave) – 21x30cm (8¼x11¾in)

SKINS NEEDED 2x415 (very light grey), 2x762 (shell grey)

This design was stitched using DMC stranded cotton




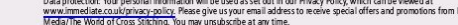
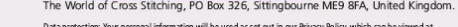
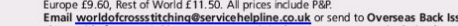
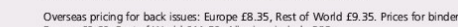
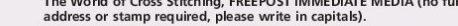
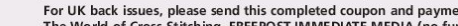
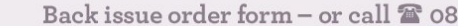






www.cross-stitching.com

# Back issues

Complete your collection with back issues and a handy magazine binder

CALL THE HOTLINE TODAY  
0844 826 7341



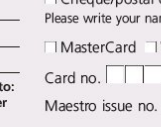
✱ Issue 251  
Bebunni card kit, Cookie Bear, butterfly hoop, floral cards, fun treehouse, city scene, Oriental ABC, beaded sampler, baby sampler




✱ Issue 248  
Madeira metallic threads & chartbook, Tatty Teddy, Christmas jumpers, winter owl, advent calendar, stunning Cinderella



✱ Issue 247  
Wrendale Designs Calendar & robin chart, Snowman & Teddy, holiday wreath, nursery scene, The Snowman™, family tree



✱ Issue 246  
Bebunni card kit, fairy, geese sampler, pheasant cushion, spooky decor, charity cards, folk art, autumn sampler, party ABC



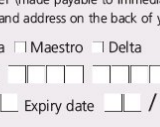
✱ Issue 250  
Margaret Sherry 2017 Stitcher's Diary, Art Deco lady, carousel horse, seasonal sampler, 3D floral decorations, football ABC




✱ Issue 249  
Ralph Robin card kit, Christmas wreath, festive Furry Tales scene, candy canes ABC, Snow Queen, monochrome cushion



✱ Issue 248  
Madeira metallic threads & chartbook, Tatty Teddy, Christmas jumpers, winter owl, advent calendar, stunning Cinderella



✱ Issue 247  
Wrendale Designs Calendar & robin chart, Snowman & Teddy, holiday wreath, nursery scene, The Snowman™, family tree




✱ Issue 249  
Ralph Robin card kit, Christmas wreath, festive Furry Tales scene, candy canes ABC, Snow Queen, monochrome cushion




✱ Issue 248  
Madeira metallic threads & chartbook, Tatty Teddy, Christmas jumpers, winter owl, advent calendar, stunning Cinderella



✱ Issue 247  
Wrendale Designs Calendar & robin chart, Snowman & Teddy, holiday wreath, nursery scene, The Snowman™, family tree



✱ Issue 246  
Bebunni card kit, fairy, geese sampler, pheasant cushion, spooky decor, charity cards, folk art, autumn sampler, party ABC



## Get a handy binder

Keep 13 issues of The World of Cross Stitching in perfect condition and well organised with our must-have handy binder! It's yours for just £7.50. To order your binder, complete the coupon and send it to the address given or order online at [www.buysubscriptions.com/worldbackissues](http://www.buysubscriptions.com/worldbackissues)

Order online at [www.buysubscriptions.com/worldbackissues](http://www.buysubscriptions.com/worldbackissues), phone or use our form below

## Back issue order form – or call 0844 826 7341

Item	Price UK	Issue no.	Qty	Total
Binder	£7.50	—		£
Back issues	£5.99			£
Grand Total				£

For UK back issues, please send this completed coupon and payment to: The World of Cross Stitching, FREEPOST IMMEDIATE MEDIA (no further address or stamp required, please write in capitals).

Overseas pricing for back issues: Europe £8.35, Rest of World £9.35. Prices for binders are: Europe £9.60, Rest of World £11.50. All prices include P&P.  
Email [worldofcrossstitching@servicehelpline.co.uk](mailto:worldofcrossstitching@servicehelpline.co.uk) or send to Overseas Back Issues, The World of Cross Stitching, PO Box 326, Sittingbourne ME9 8FA, United Kingdom.

Data protection: Your personal information will be used as set out in our Privacy Policy, which can be viewed at [www.immediate.co.uk/privacy-policy](http://www.immediate.co.uk/privacy-policy). Please give us your email address to receive special offers and promotions from Immediate Media/The World of Cross Stitching. You may unsubscribe at any time.

## METHOD OF PAYMENT

☐ Cheque/postal order (made payable to Immediate Media Company Ltd).  
Please write your name and address on the back of your cheque.

☐ MasterCard ☐ Visa ☐ Maestro ☐ Delta

Card no.

Maestro issue no.  Expiry date  /

Signature..... Date.....

Full name.....

Address.....

Postcode..... Daytime tel number .....



Only £7.50 Inc P&P



DESIGNS BY **RHONA NORRIE**

# Sprinkling of magic

Delight friends and family with these enchanting scenes, straight from the pages of a fairytale!

Who knows what treasures lie behind these mysterious fairy doorways? It's time to let your imagination run wild and whip up your own stitching magic with your needle and thread as you recreate these scenes, each one lovingly designed by Rhona.

Filled with bewitching details and vibrant colours, you'll enjoy the process of stitching these intricate little doorways. We love how the flowers and greenery, so prettily entwined around the doorframes, add interest and depth to the scenes. Plus, plenty of fractionals and backstitch definition, as well as a scattering of French knots, bring these designs to life and are sure to keep you

## Factbox

- ✦ **Stitching Time**  
Approx. 2-7 hours each
- ✦ **Type of Stitches**  
Cross stitch, fractionals, backstitch, French knots
- ✦ **Ease of Stitching**  
Advanced beginner

Packed with detail

captivated as you stitch.

You could make these whimsical doorways into cards, like we did, or frame them to make a unique gallery wall for your home. And if you're short on time, the mini-motifs would make for gorgeous gift tags or miniature greetings cards! ▶



## Meet the designer

Rhona Norrie

"I felt such a sense of bubbling excitement as I designed these magical doorways! I'll be stitching these scenes for my daughter to frame on her bedroom wall as she loves fairies and is mad on fairytales."

ALL  
OCCASION  
STITCHES



Transport yourself to the land of make-believe and immerse yourself in creating these fanciful designs!






### Shopping list

- ✦ Zweigart\* 14-count white aida measuring 15x15cm (6x6in) for each card and 10x10cm (4x4in) for each tag design
- ✦ Stranded cotton as listed in the key
- ✦ Size 24 tapestry needle
- ✦ Craft Creations\* square aperture cards (AP53U) in creative smooth white (30)
- ✦ White card for gift tags and ribbons of your choice, from local stores

Thread & fabric cost  
**Approximately £24**

\*For stockists see page 90



### Fairy Doorway Cards key

#### ✦ Cross stitch in two strands

	DMC	Anchor	Madeira	
●	209	98	803	lilac
●	211	342	801	light lilac
■	310	403	2400	black
■	321	9046	510	red
■	334	977	1004	blue
■	414	235	1714	grey
■	415	398	1802	light grey
■	746	275	2511	yellow
■	760	1022	405	pink
■	761	1021	404	light pink
■	839	1050	1913	brown
■	840	1084	1912	light brown
■	904	258	1413	green
■	906	256	1410	light green
■	3755	140	1013	light blue
■	3801	1098	411	light red
■	3808	1068	2507	turquoise
■	3810	168	1108	light turquoise
■	3854	313	114	copper
■	3855	311	2513	light copper

#### ✦ Backstitch in one strand



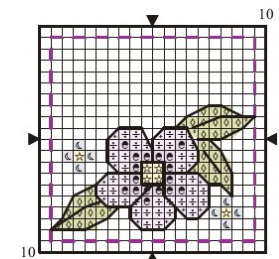
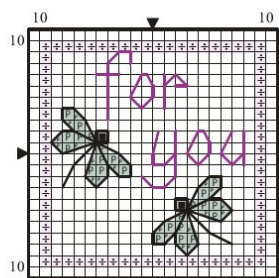
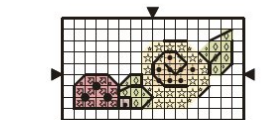
—	209	98	803	lilac
—	310	403	2400	black
—	321	9046	510	red
—	334	977	1004	blue
—	760	1022	405	pink
—	839	1050	1913	brown
—	3808	1068	2507	turquoise

#### ✦ French knots in one strand

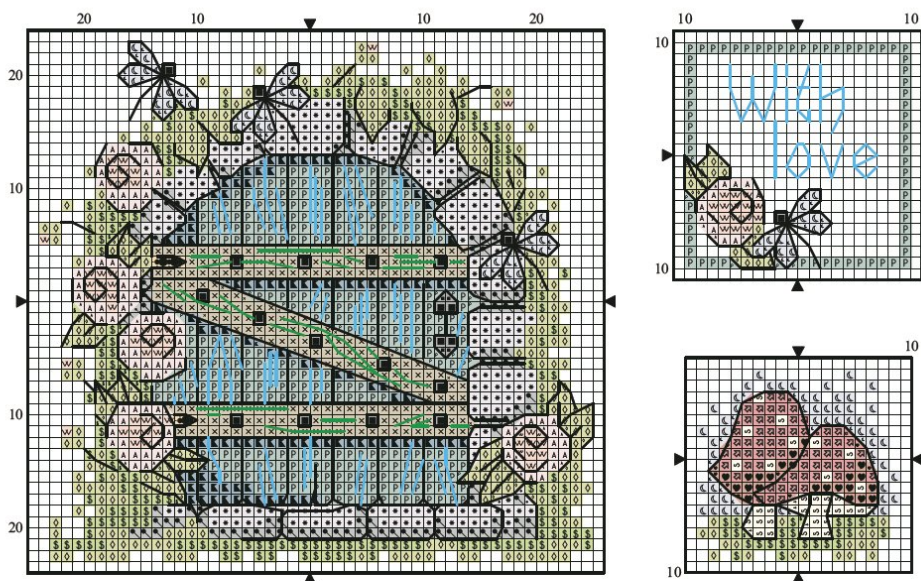
●	310	403	2400	black
○	746	275	2511	yellow
●	3854	313	114	copper

**MAXIMUM STITCH COUNT** 50 high x 50 wide  
**DESIGN AREA** 14 HPI (28-count evenweave) – 9x9cm (3½x3½in)

These designs were stitched using DMC stranded cotton







## MacStitch/WinStitch

from Ursa Software  
cross stitch for your computer

**2017 editions out now!**

Prices from 25 to 40 pounds.  
Demo version available free.  
[www.ursasoftware.com](http://www.ursasoftware.com)

## JUST Art STITCH

Counted Cross Stitch, Bead Embroidery and Magic Diamond Painting kits, Needlework/Wooden Frames, Preciosa Czech Beads for Stitching, etc..

Google [www.justartstitch.co.uk](http://www.justartstitch.co.uk) Search

Facebook Just Art Stitch

## Leisurecraft

TEWKESBURY

Telephone: **01684 297586**

All 447 Plain DMC Colours in two Presentation Boxes **ONLY £165** + £14 Special Delivery

DMC Threads 8 Meters on Large Bobbins **45p Each** + Postage at cost

[www.leisurecraft-tewkesbury.com](http://www.leisurecraft-tewkesbury.com)

Call us **01296 481220** **osmo** Learn more [osmouk.com](http://osmouk.com)

## TRANSPARENT OR INTENSIVE COLOUR PROTECTION

**WOOD WAX FINISH:** Highest quality colour and protection

✓ MICROPOROUS ✓ NATURAL ✓ OIL-WAX BASED ✓ DURABLE ✓ HIGH COVERAGE

## See Our Website

@ ~ [www.goldworkembroidery.com](http://www.goldworkembroidery.com)  
or ~ [www.goldworkkits.co.uk](http://www.goldworkkits.co.uk)

Shipping Worldwide

Home Embroidery Kits Canvas Work Kits Leather Threads Shipping Information Blog Reviews Contact

### Goldwork Kits by Carolyn

**Goldwork Sampler £49.95 (incl. p&p).** **Same Day Despatch**

Explore:-  
1. Techniques:- Nine Different Squares  
Padded Leather Couching Basketweave Beading Chipping  
2. Threads to Use:- Jap Gold Rococco Pearl Purl Bright Check Gilt Plate Rough Purl Smooth Purl  
3. Other Items:- Beads & Spangles

Frame not included. Stitched Area - 16 x 16 cm.

**Can't find a Goldwork Class?**  
Then master a wide variety of techniques and materials with our new Goldwork Sampler in your own time, while also creating a beautiful display panel.  
For details of other kits and our full range of Leather, or to order, telephone 0121 705 3031.  
Pay by card or cheque to: "Carolyn Gayton", 9 Ryefield Close, Solihull, West Midlands, B91 1PP

**We Sell Leather Pieces**



DESIGNS BY **SUSAN BATES**

# Lashings of love

Make the happy couple's day with this classic yet contemporary sampler and a sweet card

Whether it's a sprinkle of kisses or a cup of patience, this elegant sampler is a stunning visual reminder of the ingredients that make for a happy marriage. Expressing beautiful sentiments with a touch of humour, this project will warm your heart as you stitch – and it's sure to delight your recipients!

Worked on 14-count aida, with fractionals for the intricate motifs and a liberal scattering of French knots for texture, you'll while away many happy hours on Susan's gorgeous design. We love how the soft, muted colours complement the heart-warming words – plus, with our handy alphabet (page 74), it's easy to personalise, and our 'congratulations' card (page 73) is

## Factbox

- ✦ **Stitching Time**  
Approx. 50 hours (for the set)
- ✦ **Type of Stitches**  
Cross stitch, fractionals, backstitch, French knots
- ✦ **Ease of Stitching**  
Intermediate

Great custom stitch

an ideal accompaniment.

A meaningful project that would bring a smile to anyone's face, this sampler would be a lovely wedding present or anniversary gift. Simply mount in a white frame, and send with a dollop of best wishes. ►



## Meet the designer

Susan Bates


"This design was such a joy to create, and I love how the simple backstitched words set off the shading and definition in the motifs. I hope you enjoy stitching it as much as I enjoyed creating it!"




PERFECT WEDDING GIFT

Celebrate all things romantic with Susan's oh-so-pretty and beautifully worded marriage sampler!





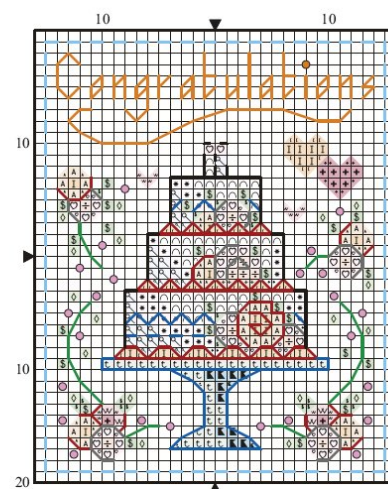
Marriage Recipe chart (top)




Marriage Recipe chart (bottom)

## TOP TIP

Break up bigger designs, such as this sampler, with smaller projects like this card!







## Marriage Recipe key

## ✕ Cross stitch in two strands

	DMC	Anchor	Madeira	
○	blanc	2	2402	white
W	151	73	404	pink
●	223	895	812	shell pink
+	224	894	813	light shell pink
♥	335	38	506	rose pink
■	351	10	214	coral
A	353	6	2313	light coral
t	598	1062	1111	light turquoise
●	725	305	113	yellow
○	727	293	112	light yellow
○	747	158	1104	very lt turquoise
○	762	234	1804	light grey
■	807	168	1108	dark turquoise
○	818	23	502	light pink
○	913	204	1212	mint green
○	955	206	1210	light mint green
I	3341	328	403	peach
+	3733	75	605	dark pink
*	3756	1037	2504	baby blue

## ✕ Backstitch in one strand

—	304	19	511	red
—	505	210	1312	green
—	825	162	1011	blue
—	3721	896	810	dark shell pink
—	3799	236	1713	grey

## ✕ Backstitch in two strands

—	304	19	511	red
—	597	1064	1110	turquoise

## ✕ French knots in one strand

●	304	19	511	red
●	3733	75	605	dark pink
●	3799	236	1713	grey

**MAXIMUM STITCH COUNT** 162 high x 76 wide  
**DESIGN AREA** 14 HPI (28-count evenweave) –  
 29.5x14cm (11½x5½in)

These designs were stitched using DMC stranded cotton

## Shopping list

- ✕ Zweigart\* 14-count white aida, measuring 45x30cm (17¾x11¾in) for the main design and 15x10cm (6x4in) for the card
- ✕ Stranded cotton as listed in the key
- ✕ Size 24 tapestry needle
- ✕ Frame and mount of your choice with a minimum aperture of 33x17cm (13x6¾in)
- ✕ Craft Creations\* single fold card (SF04U) in creative smooth white (30)

Thread & fabric cost  
**Approximately £29**

\*For stockists see page 90

Noa  
READER PANEL

“What an elegant and beautiful pattern – I love the colours. I’m going to bookmark this design and stitch it for my son’s wedding when the time comes around. It’ll make such a perfect gift.”


## How to...


stitch & make  
a bespoke gift

Use a pencil to plot out the letters and numbers you need onto graph paper. Play around with the positioning until the details are evenly spaced – you may find that you need to leave more squares between some letters and fewer between others. When you’re happy with what you’ve come up with, it’s time to start stitching, taking care that the details fit into the space on the sampler!

Sewing  
QUARTER

WATCH IT • LOVE IT • SEW IT


Watch us every day 8am-12pm on **Freeview 78**   
 & online at [www.SewingQuarter.com](http://www.SewingQuarter.com)



Inspirational projects & techniques



Top presenters & designers  
 Jennifer Taylor



Natasha McCarty

Great offers on fabric & tools

123 456 78

The ultimate bag making kit, fabric and accessories

USUAL PRICE £20.99

SALE PRICE

£19.99

£2.95 P&P per day CD

Special OFFERS

0800 112 44 33

www.SewingQuarter.com

£2.95 P&P per day

UK call centre

Tutorials & top tips



Get a **FREE** sewing kit worth **£14.99**  
 with your first purchase\*

\*Free sewing kit available on your first purchase only with a minimum spend of £10 (excl p&p).  
 Offer subject to availability, while stocks last.

facebook.com twitter.com instagram.com pinterest.com

From the makers of

Quilting

Sewing

TODAY'S  
QUILTER

Mollie  
MAKES



DESIGNS BY **JENNY BARTON**

# Hop, skip, jump!

Stitch up these miniature cuties today and send personalised messages of love and joy

Our favourite thing about this alphabet – apart from Jenny's adorable little rabbits, of course! – is that it makes for lovely gift ideas, all year round. Packed with personality, each individual letter is decorated differently, featuring an adorable cotton-tailed friend frolicking among butterflies, bees and oh-so-pretty garden flowers.

Stitch a single initial to send as a card, or make a gift tag to personalise a shop-bought present. You could also stitch your recipient's name and patch it onto a sunny yellow apron, like we did. Or, why not pop it into a simple frame, turn it into a hanging for a little one's bedroom door, or even string together letters to make

## Factbox

- ✦ **Stitching Time**  
Approx. 2-3 hours per letter
- ✦ **Type of Stitches**  
Cross stitch, fractionals, backstitch
- ✦ **Ease of Stitching**  
Beginner

French knot free

some pretty bunting for your home!

Worked in basic whole cross stitches and backstitch, with just a few fractionals for definition, these charts are ideal for beginners. You could easily finish a letter or two in an evening – especially if you lose track of time when stitching, like we do! ➤



## Meet the designer

Jenny Barton



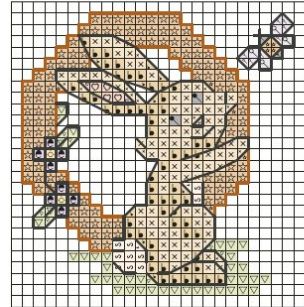



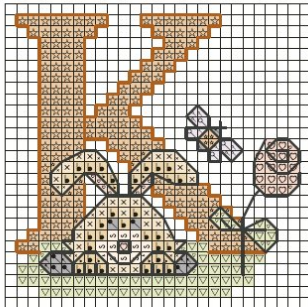

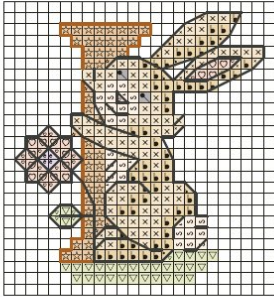




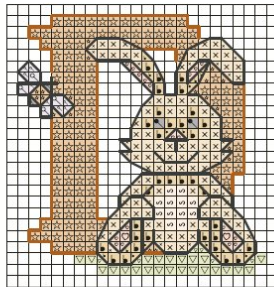

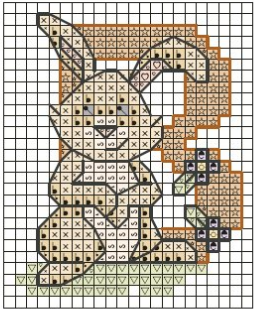
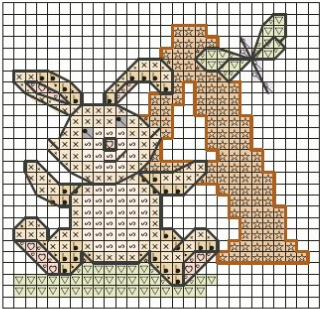
"I had so much fun designing this sweet alphabet, featuring bunnies having fun in the great outdoors. Although each chart is simple, I've included as much detail as possible to bring these little characters to life!"

PERFECT  
PLAYFUL  
PATTERNS



Looking for a quick way to brighten up someone's day? Then turn your needle and thread to this adorable alphabet!



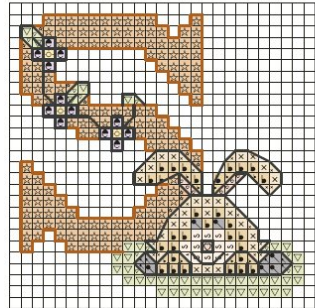
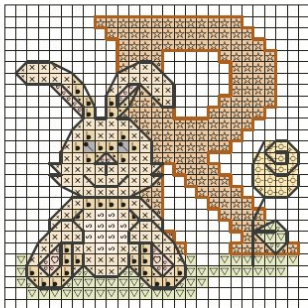


### Shopping list

- ✦ Zweigart\* 14-count white aida measuring 10cm (4in) x desired length
- ✦ Stranded cotton as listed in the key
- ✦ Size 24 tapestry needle
- ✦ Apron of your choice from local stores

Thread & fabric cost  
**Approximately £14**

\*For stockists see page 90



### Bunnies ABC key

#### ✦ Cross stitch in two strands

	DMC	Anchor	Madeira	
●	209	98	803	lilac
●	415	398	1802	grey
●	436	1045	2011	brown
×	437	362	2012	tan
●	721	324	308	orange
●	725	305	113	yellow
●	739	366	2014	cream
●	760	1022	405	pink
●	3348	264	1409	green
●	3799	236	1713	dark grey

#### ✦ Backstitch in one strand

—	921	884	311	copper
—	3799	236	1713	dark grey

**MAXIMUM STITCH COUNT** 25 high x 26 wide  
**DESIGN AREA** 14 HPI (28-count evenweave) – 4.5x5cm (1¾x1¾in)


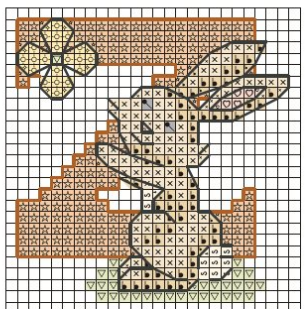
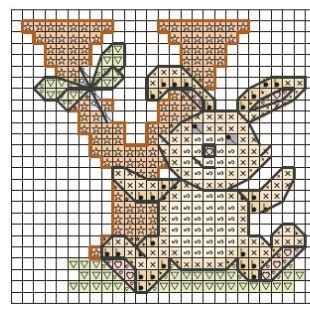

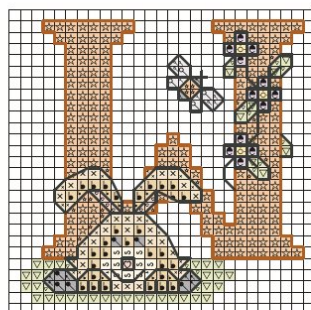

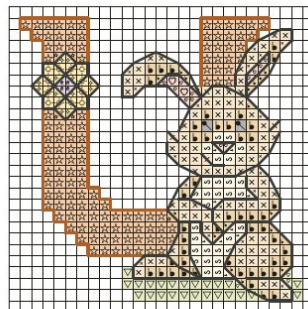
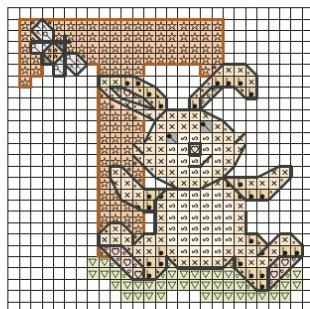
These designs were stitched using DMC stranded cotton





## TOP TIP

Stitch the letters onto pale blue aida for an instant blue-sky background effect



## Andrea READER PANEL



“One of my friends has a lot of rabbits who have their own room in her house. I’m going to stitch a message onto an aida band with this ABC, which she can wrap around the box where she keeps her rabbit food!”

## The perfect Mother's Day gift

MOTHER'S DAY  
26 March 2017

SUBSCRIBE  
& SAVE UP TO 50%

SPECIAL  
OFFER

Receive a complimentary box of Guylian praline Sea Shells when paying by Direct Debit.

Treat your mum, or yourself, to a gift that lasts all year this Mother's Day – and receive a delicious box of Guylian Sea Shells when you subscribe by Direct Debit.\*

Visit [buysubscriptions.com/mothersday](http://buysubscriptions.com/mothersday) to see our full range of gifts

<p>A must for any mum who loves cooking</p> <p><b>good food</b></p> <p>SAVE 37% £32.99 12 ISSUES</p>	<p>The UK's bestselling gardening magazine</p> <p><b>Gardeners' World</b></p> <p>SAVE 35% £34.99 12 ISSUES</p>	<p>Your guide to the countryside</p> <p><b>COUNTRYFILE</b></p> <p>SAVE 35% £37.99 13 ISSUES</p>	<p>For lovers of great design and collectors alike</p> <p><b>HOMES Antiques</b></p> <p>SAVE 40% £32.75 13 ISSUES</p>	<p>The ultimate guide to the best TV</p> <p><b>Radio Times</b></p> <p>SAVE 45% £39.99 26 ISSUES</p>	<p>The essential wildlife guide</p> <p><b>Wildlife</b></p> <p>SAVE 35% £33.72 13 ISSUES</p>	<p>Inspiring trip ideas to the best destinations</p> <p><b>Lonely Planet</b></p> <p>SAVE 41% £28.99 12 ISSUES</p>
<p>Beautiful plants and gardens</p> <p><b>GARDEN</b></p> <p>SAVE 50% £29.25 13 ISSUES</p>	<p>Britain's bestselling history magazine</p> <p><b>HISTORY</b></p> <p>SAVE 40% £38.90 13 ISSUES</p>	<p>Cook, eat and explore</p> <p><b>olive</b></p> <p>SAVE 42% £31.99 13 ISSUES</p>	<p>Living and loving handmade</p> <p><b>Mollie</b></p> <p>SAVE 35% £41.99 13 ISSUES</p>	<p>Easy, everyday recipes for the family</p> <p><b>easycook</b></p> <p>SAVE 23% £22.99 10 ISSUES</p>	<p>A celebration of everything crochet</p> <p><b>Crochet</b></p> <p>SAVE 35% £41.99 13 ISSUES</p>	<p>Bestselling classical music magazine</p> <p><b>MUSIC</b></p> <p>SAVE 40% £46.72 13 ISSUES</p>
<p>Stories of adventure and exploration</p> <p><b>HISTORY</b></p> <p>SAVE 36% £37.40 13 ISSUES</p>	<p>Fresh ideas with fabric</p> <p><b>Sewing</b></p> <p>SAVE 40% £46.99 13 ISSUES</p>	<p>Designs and advice for every stitcher</p> <p><b>Cross Stitch</b></p> <p>SAVE 38% £39.99 13 ISSUES</p>	<p>Sharing your passion for fabric</p> <p><b>Quilting</b></p> <p>SAVE 35% £41.99 13 ISSUES</p>	<p>The UK's best-loved knitting magazine</p> <p><b>Knitting</b></p> <p>SAVE 40% £46.99 13 ISSUES</p>	<p>Stylish cardmaking ideas</p> <p><b>Cardmaking</b></p> <p>SAVE 40% £46.99 13 ISSUES</p>	<p>Create beautiful quilts for your home</p> <p><b>QUILTER</b></p> <p>SAVE 40% £46.99 13 ISSUES</p>

## TWO EASY WAYS TO SUBSCRIBE



Call the hotline now on  
**01795 414746\***  
and quote MD17SP



Order online  
**[buysubscriptions.com/mothersday](http://buysubscriptions.com/mothersday)**  
and quote MD17SP

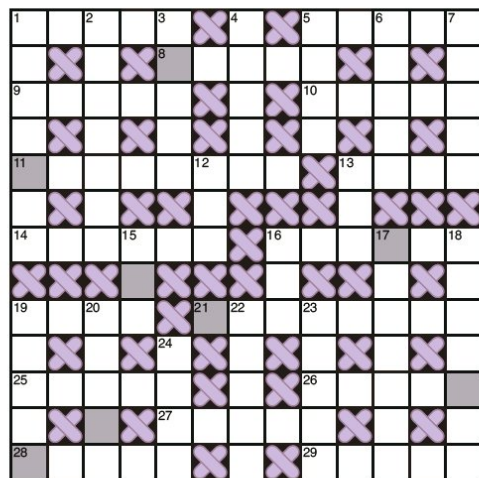
Remember, if you're ordering a gift, to select the issue after Mother's Day!

\*This offer closes on 26 March 2017 and is valid for UK delivery addresses. Guylian chocolates will be delivered to the person paying for the subscription and is only available when paying by Direct Debit. Order before the 10 March 2017 to guarantee your chocolates arrive before Mother's Day. If placing an order as a Mother's Day gift, online or by phone, request the first issue after 26th March to ensure an issue is not despatched before that date. The discounts shown are savings calculated as a percentage of the full shop price, excluding Radio Times which is calculated as a percentage of the Basic Annual Rate. For overseas rates visit [www.buysubscriptions.com/mothersday](http://www.buysubscriptions.com/mothersday) or call 0202 414 746. Should the magazine ordered change in frequency, we will honour the number of issues and not the term of the subscription. Radio Times subscriptions are for 26 weekly issues (6 months). The Basic Annual UK Subscription Rate of Radio Times is £142. This price is for 51 issues which includes the Christmas double issue and a contribution towards postage. \*Calls will be charged at your local rate, calls from mobiles may vary.



# Enter to win!

With our crossword and freebies there are loads of prizes up for grabs



## ACROSS

- 1 Limited in duration (5)
- 5 Roman god of love (5)
- 8 Lift up (5)
- 9 Recess in a wall (5)
- 10 Long looped rope used by cowboys (5)
- 11 Lack of positive steps to solve a problem (8)
- 13 Large triangular stringed instrument (4)
- 14 Crisp curly salad leaf (6)
- 16 Planet beyond Jupiter (6)
- 19 Bird of prey (4)
- 21 Most speedy (8)
- 25 Raw fish dish (5)
- 26 Stand used by artists (5)
- 27 Jewelled headdress (5)
- 28 Ill-tempered or rude (5)
- 29 Person qualified to fly a plane (5)

**TO ENTER** Use the letters in the shaded squares to spell a woodland animal (8)

## DOWN

- 1 Daybreak (7)
- 2 Group of fruit trees (7)
- 3 Delightful surprise (5)
- 4 Musical instrument with black and white keys (5)
- 5 Prison room (4)
- 6 Spaghetti, macaroni, penne (5)
- 7 Sag from exhaustion (5)
- 12 Frozen water (3)
- 13 Strike, knock (3)
- 15 Irritate, vex (3)
- 16 Used for gliding over snow (3)
- 17 Implement or tool (7)
- 18 Folded card used for writing an informal letter (7)
- 19 Outer coverings of grain (5)
- 20 More sensible (5)
- 22 Normal, customary (5)
- 23 Inexpensive (5)
- 24 Large town (4)

# PLUS

Enter by text, postcard or online for the chance to be lucky in our amazing giveaways

# WIN! Furry Tales Prize

## In The Rain Mouse key

### ✕ Cross stitch in two strands

	DMC	Anchor	Madeira	
○	blanc	2	2402	white
●	349	1098	212	red
■	436	1045	2011	brown
■	437	362	2012	tan
■	725	305	113	yellow
■	726	295	109	light yellow
■	739	366	2014	cream
■	754	1012	305	peach
■	844	1041	1809	grey
■	948	892	306	light peach
■	3755	140	1013	blue


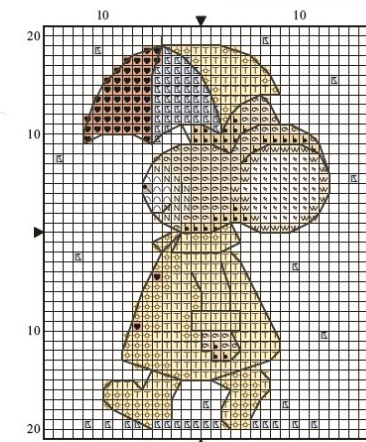
### ✕ Backstitch in one strand

—	844	1041	1809	grey
---	-----	------	------	------

**STITCH COUNT** 40 high x 31 wide

**DESIGN AREA** 14 HPI (28-count evenweave) – 7.5x5.5cm (2¾x2¼in)

This design was stitched using DMC stranded cotton



Each month one crossword winner gets an original print of Monty Mouse plus a limited-edition Titch chart, both by Lucie Heaton. To find more adorable Furry Tales designs, check out [www.lucieheaton.com](http://www.lucieheaton.com)!

PRIZES worth over £1,019!

PRIZES WORTH £260

## SHOWTIME A CRAFTY DAY OUT

We've teamed up with ICHF Events\* to give away 13 pairs of tickets, worth £20 each, for the Stitching, Sewing and Hobbies show. Taking place at ExCel, London, on 20-22 April 2017, doors are open from 10am-4.30pm. It'll be the perfect chance to find ideas and inspiration, stock up on your crafty supplies, plus learn new skills at the 'make and take' workshops!

**TO ENTER** To enter by text message use keyword **WOXS253TICKETS** or if entering by post, please label your postcard 'ExCel show tickets giveaway (WOXS253)'



PRIZES WORTH £234

## Gift of flowers

How adorable is this Forever Friends cutie? We have 17 of these 'Floral Bouquet' (FRC107) kits to give away, worth £13.80 each. Each of these Anchor\* kits contains 14-count aida and pre-sorted Anchor stranded cottons. The finished stitch measures 12.5x12.5cm (4¾x4¾in) – perfect for an extra-special birthday card or framing in a small embroidery hoop!

**TO ENTER** To enter by text message use keyword **WOXS253FLORAL** or if entering by post, please label your postcard 'Floral bouquet kit giveaway (WOXS253)'



PRIZES WORTH £283

## Artistic stitching

We have eight beautiful Dimensions\* kits to give away to eight lucky stitchers – four 'Romantic Floral' kits, worth £28 each and measuring 33x41cm (13x16in), and four 'Leopard in Repose' kits, worth £42.95 each and measuring 28x40.5cm (11x16in). Both kits include 14-count aida, needles and instructions – everything you need to create your own masterpieces!

**TO ENTER** To enter by text message use keyword **WOXS253DIMENSIONS** or if you are entering by post, please make sure that you label your postcard 'Dimensions kit giveaway (WOXS253)'



PRIZES WORTH £241

## Green fingers

Little Stitcher\* is offering the 'Garden Treasures' chart, which contains seven different patterns on the theme of all things gardening, to 20 lucky stitchers. Worth \$15 (approx. £12.05), you'll have fun with these seven sweet designs. So enter to be in with a chance of winning today!

**TO ENTER** To enter by text message use keyword **WOXS253CHARTS** or if entering by post, please label your postcard 'Little Stitcher Charts Giveaway (WOXS253)'



## HOW TO ENTER

### CROSSWORD

**By text:** Text FURRY253 followed by the mystery word, your name and postal address to 87474 key. FURRY253 Mystery. Name, 123 Any Rd, Anytown AB1 C23. Texts will be charged at 50p plus your standard network tariff rate.  
**By post:** Write your name, address and the mystery word on the back of a postcard or stuck-down envelope and send it to: Crossword WOXS253 Immediate Media Co, 2nd Floor, Tower House, Fairfax Street, Bristol BS1 3BN. **Terms & conditions** as far right except for: closing date for entries is 29 March 2017. One winning entry will be chosen at random from all eligible entries.

### GIVEAWAYS

**By text:** Text the giveaway's keyword (see above) followed by your name, email and postal addresses to

87474 key. KEYWORD Name email@email.co.uk 123 Any Rd, Anytown AB1 C23. Texts will be charged at 50p plus standard network tariff rate.  
\* To enter all four giveaways with one text charged at £1.50 (plus your standard network tariff rate), use keyword 'ALL253' followed by the details stated above.  
**Online:** Enter on our website at [www.cross-stitching.com](http://www.cross-stitching.com)  
**By post:** Write your name and address on the back of a postcard or stuck-down envelope and send it to: The World of Cross Stitching, Immediate Media Co, 2nd Floor, Tower House, Fairfax Street, Bristol BS1 3BN.  
**Terms & conditions** as far right except for: closing date for entries is 29 March 2017. Call ☎ 0117 314 8755 if you have a query. Full terms & conditions below.


**TERMS & CONDITIONS:** Promoter: Immediate Media Company Ltd. Promotion excludes promoter employees, contractors & anyone connected with the promotion or their

direct family members. Closing date for entries is 29 March 2017. By entering, you agree to be bound by all the rules of the promotion. Only one entry per person, per giveaway. Open to UK residents only. No responsibility accepted for lost, delayed, illegible or fraudulent entries. Winning entries will be chosen at random from all eligible entries. Winners will be notified within 28 days of closing date. The draw is final & no correspondence will be entered into. For winners' details send an SAE within two months of closing date. If a winner is unable to be contacted within one month, the Promoter may redraw. Promoter reserves the right to substitute the prize with one of the same or greater value but there is no cash alternative. By entering you agree to receive details of offers & promotions from Immediate Media Company Ltd & related third parties. If you do not want to receive this information, add the words 'NO INFO' at the end of your text or write 'NO INFO' on your postcard.

TEXT ALL253 TO 87474 TO ENTER ALL FOUR GIVEAWAYS FOR £1.50!\*



THE WORLD OF  
**Cross  
Stitching**  
STITCHER'S  
CHALLENGE

DESIGN BY **AMANDA GREGORY**

# Beautiful blooms

Capture the language of flowers and celebrate the beauty of nature with this stylish design!

Who doesn't love flowers? Whether it's cheery crocuses heralding the coming of spring or blousy roses perfuming late summer days, we all enjoy the varied colours and scents of our favourite blooms. But, while everyone knows that red roses represent love, few people are aware that each flower signifies its own particular emotion or sentiment. This can be traced back to the early Victorians, who embraced the romance of sending bouquets with carefully crafted meanings.

Amanda's charming floral design sets out the meanings attached to a host of gorgeous flowers, using script-style backstitch, with each meaning as unique as the botanicals themselves. Perfect for more experienced stitchers

## Factbox

- ✦ **Stitching Time**  
Approx. 65 hours
- ✦ **Type of Stitches**  
Cross stitch, fractionals, backstitch, French knots
- ✦ **Ease of Stitching**  
Intermediate/ advanced

looking for a new challenge, it'll be a real treat to stitch up this explosion of colour – and you'll relish bringing to life the intricate details with clever shading. Or, if you're after a quick make, simply pick your favourite flower and stitch it as an individual motif for a card or gift tag! ▶

## Meet the designer


Amanda Gregory

"Nature is such an inspiration to me, and I love the process of creating botanical designs and converting them into stitches. I'm going to display this project in my conservatory – it'll look fab with all my plants around it!"




Add a splash of colour and natural charm to your walls with these delightful blooms!






Flower Sampler chart (top left)

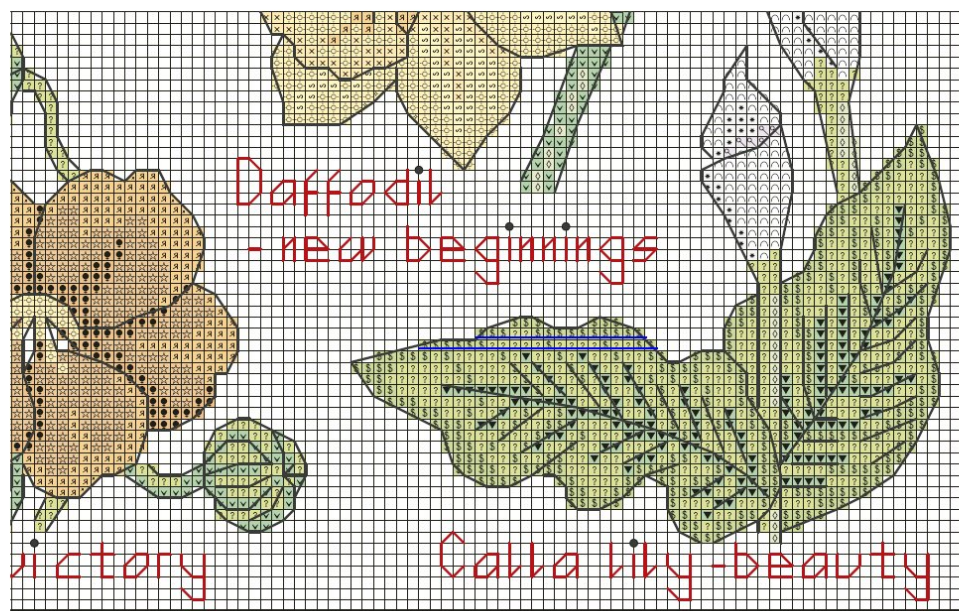


Flower Sampler chart (top right)





Flower Sampler chart (bottom left)




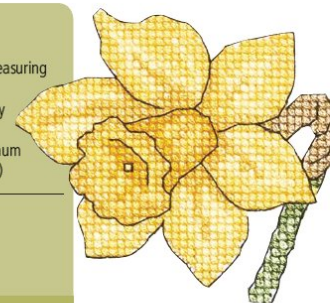
Flower Sampler chart (bottom right)

## Shopping list

- ✦ Zweigart\* 14-count white aida measuring 45x45cm (17½x17½in)
- ✦ Stranded cotton as listed in the key
- ✦ Size 24 tapestry needle
- ✦ Frame of your choice with a minimum aperture of 35x35cm (13½x13½in)

Thread & fabric cost  
**Approximately £31**

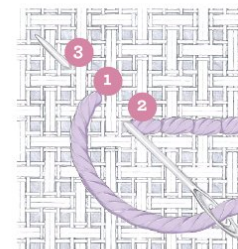
\*For stockists see page 90



How to...

## add backstitch to your design

When you've finished all the cross stitches, load your needle with one strand of dark grey thread. Following the backstitch line on the chart, make your stitches as in this diagram. Bring your needle up at 1, down at 2 then back up at 3, stitching in a two-steps-forward, one-step-back motion. Keep it neat by using short lengths, to prevent them fuzzing up with wear.



## Julia READER PANEL



“This would make such a perfect present for my best friend who loves flowers and has a fantastic selection of plants in her home. I can't wait to stitch it for her – I know she'll really appreciate it.”

## Flower Sampler key

✦ Cross stitch in two strands

	DMC	Anchor	Madeira	
◇	164	240	1209	soft green
♥	304	19	511	dark red
◇	340	118	902	light purple
■	349	1098	212	red
+	350	11	213	light red
◇	415	398	1802	grey
b	422	943	2102	tan
w	604	55	614	pink
A	605	1094	613	light pink
▽	700	229	1302	dark green
\$	702	226	1306	green
?	704	255	1308	light green
x	725	305	113	dark yellow
◇	726	295	109	yellow
☆	727	293	112	light yellow
★	741	304	202	orange
•	762	234	1804	light grey
■	803	148	1006	navy
♥	818	23	502	baby pink
■	970	925	205	dark orange
■	972	298	107	tangerine
▽	988	243	1402	forest green
■	3746	1030	2702	purple
■	3799	236	1713	dark grey
■	3840	130	907	lavender blue
■	3858	1007	811	rosewood
○	3865	2	2403	natural white

✦ Backstitch in one strand

—	3799	236	1713	dark grey
---	------	-----	------	-----------

✦ Backstitch in two strands

—	3799	236	1713	dark grey
---	------	-----	------	-----------

✦ French knots in one strand

●	3799	236	1713	dark grey
---	------	-----	------	-----------

STITCH COUNT 166 high x 166 wide

DESIGN AREA 14 HPI (28-count evenweave) – 30x30cm (11½x11½in)

SKEINS NEEDED 2x3799 (dark grey)

This design was stitched using DMC stranded cotton



# Stockists

Buy your basic stitching stash and products we've featured

## Getting started

Where to buy your start-up kit – turn to page 96 to see exactly what you'll need

**ANCHOR**  
[www.makeitcoats.com](http://www.makeitcoats.com)  
01484 681881  
For kits, fabrics & threads

**CRAFT CREATIONS**  
[www.craftcreations.com](http://www.craftcreations.com)  
01992 781900  
For blank & aperture cards

**DMC CREATIVE WORLD**  
[www.dmccreative.co.uk](http://www.dmccreative.co.uk)  
0116 275 4000  
For kits, fabrics, threads and more

**JOHN JAMES NEEDLES**  
[www.iineedles.com](http://www.iineedles.com)  
01527 830941  
For needles & sewing essentials

**MADEIRA**  
[www.madeira.co.uk](http://www.madeira.co.uk)  
For fabrics, threads & accessories, buy in the UK from Barnyarns  
[www.barnyarns.co.uk](http://www.barnyarns.co.uk)  
01765 690069

**THE WORLD OF CROSS STITCHING SUBSCRIPTIONS**

[www.buysubscriptions.com/world](http://www.buysubscriptions.com/world)  
0844 815 0049

**ZWEIGART**  
[www.zweigart.de](http://www.zweigart.de)  
For fabrics, buy in the UK from Sewandso  
[www.sewandso.co.uk](http://www.sewandso.co.uk)  
01453 889988

Products to drool over!  
Browse the latest stitching designs and ideas on **PAGE 24**

## THE WORLD OF Cross Stitching

Editor Ruth Southern  
[Ruth@cross-stitching.com](mailto:Ruth@cross-stitching.com)  
Production Editor Katie Lewis  
Acting Art Editor Lynne Guyler  
Designer Leela Roy  
Technical Editor Fiona Baker  
Charting Editor Abi Barker  
Charting Assistant Heather Nugent  
Photography Steve Sayers  
Contributors Sue Congdon, Yvette Streeter  
Group Advertisement Sales Manager Penny Stokes 0117 300 8206  
Senior Brand Sales Executive Anna Sumner  
Deputy Advertisement Sales Manager Vicki Allen  
Ad Services Team Beth Phillips, Glenn Irwin  
Production Director Sarah Powell  
Production Managers Siân Rodgers, Emma McGuinness  
Direct Marketing Manager Penny Clapp  
Subscriptions Director Jacky Perales-Morris  
Direct Marketing Executives Rachel Shircore, Kate Jones  
Junior Direct Marketing Exec Joe Jones  
Buying Team Paul Torre, Corinne Mellerup, Karen Flannigan  
Licensing & Syndication Joanna Marshall  
Associate Publisher Charlotte Morgan  
Publishing Director Catherine Potter  
Managing Director Andy Marshall  
[Andy.Marshall@immediate.co.uk](mailto:Andy.Marshall@immediate.co.uk)  
CEO Tom Bureau

For new UK subscription orders, back issues and binder sales, please call the UK Subscription Hotline 0844 826 7341

UK Freeport address FREEPOST IMMEDIATE MEDIA  
For all enquiries relating to your subscription, please call 01795 414812 or email [worldofcrossstitching@immediate.co.uk](mailto:worldofcrossstitching@immediate.co.uk)

Overseas orders 01795 414 819  
For the US/Canada contact The World of Cross Stitching, P.O. Box 73495, Boone, IA 50037-0495, [WCS@searver.com](mailto:WCS@searver.com)  
Immediate Media Co Bristol Ltd, P.O. Box 326, Sittingbourne ME9 8FA, United Kingdom

To subscribe online, visit [www.buysubscriptions.com/WCS2153](http://www.buysubscriptions.com/WCS2153)  
Basic Annual Rate 13 issues: UK £47.69; Europe £54; Rest of World £69

Distribution Frontline  
Printed in England by William Gibbons

Our policy on copyright  
We are happy for you to copy our charts, but for personal use only. NOT for resale. No part of the magazine may be reproduced without permission. You may copy mail order coupons, subscription and competition entry forms.

Immediate Media Co Bristol Ltd is dedicated to producing the very best consumer specialist interest magazines – designed to inform our readers, enhance their lives and give them the best value possible. Our magazines include The World of Cross Stitching, Cross Stitch Crazy, Cross Stitch Gold, Cardmaking & Papercraft, Quick Cards Made Easy, Love Patchwork & Quilting, Simply Crochet and Mollie Makes.

We take great care to ensure all elements of The World of Cross Stitching are accurate. However, we accept no liability for any misprints or mistakes that appear in this magazine. © Immediate Media Company Bristol Ltd 2017

We abide by IPSO's rules and regulations. To give feedback about our magazines, please visit [www.immediate.co.uk](http://www.immediate.co.uk), email [editorialcomplaints@immediate.co.uk](mailto:editorialcomplaints@immediate.co.uk) or write to Ruth Southern, The World of Cross Stitching at the address below.

## IMMEDIATE MEDIA

The World of Cross Stitching is published by: Immediate Media Co Bristol Ltd  
Tower House, Fairfax St, Bristol BS1 3BN  
0117 927 9009 Fax: 0117 314 8310

Immediate Media Company Limited is working to ensure that all of its paper is sourced from well-managed forests. This magazine can be recycled, for use in newspapers and packaging. Please remove any gifts, samples or wrapping and dispose of it at your local collection point.

abc 34,726 (Jan-Dec 2014)  
[www.abc.co.uk](http://www.abc.co.uk)

[www.cross-stitching.com](http://www.cross-stitching.com)

## Your projects

Find all the charts, kits, threads & accessories featured in this issue

**ARTECY**  
[www.artecy.com](http://www.artecy.com)

**BLACK SHEEP WOOLS**  
[www.blacksheepwools.com](http://www.blacksheepwools.com)

**COUNTRY DESIGNS**  
[www.country-designs.co.uk](http://www.country-designs.co.uk)

**CRAFT CREATIONS**  
[www.craftcreations.com](http://www.craftcreations.com)

**CRAFT DEPARTMENT**  
[www.craftdepartment.com](http://www.craftdepartment.com)

**DIMENSIONS**  
[www.colray-crafts.com](http://www.colray-crafts.com)

**DMC CREATIVE WORLD**  
[www.dmccreative.co.uk](http://www.dmccreative.co.uk)

**FORESIGHT LED**  
[www.foresight-led.co.uk](http://www.foresight-led.co.uk)

**FUTSKA**  
[www.etsy.com/shop/futskas](http://www.etsy.com/shop/futskas)

**HEARTS DESIGNS**  
[www.heartsdesignsgallery.co.uk](http://www.heartsdesignsgallery.co.uk)

**HERITAGE CRAFTS**  
[www.hcrafts.com](http://www.hcrafts.com)

**HUM**  
[www.hum-partnership.com](http://www.hum-partnership.com)

**ICHF EVENTS**  
[www.ichfevents.co.uk](http://www.ichfevents.co.uk)

**JOSY ROSE**  
[www.josyrose.com](http://www.josyrose.com)

**LITTLE BUTTON JAR**  
[www.etsy.com/shop/littlebuttonjar](http://www.etsy.com/shop/littlebuttonjar)

**KELLY'S MAGNETS**  
[www.etsy.com/shop/KellysMagnets](http://www.etsy.com/shop/KellysMagnets)

**LITTLE BEACH HUT**  
[www.etsy.com/shop/LittleBeachHut](http://www.etsy.com/shop/LittleBeachHut)

**LUCIE HEATON**  
[www.lucieheaton.com](http://www.lucieheaton.com)

**LITTLE STITCHER**  
[www.etsy.com/shop/LittleStitcherShop](http://www.etsy.com/shop/LittleStitcherShop)

**MARIA DIAZ DESIGNS**  
[www.mariadiazdesigns.com](http://www.mariadiazdesigns.com)

**MINIATURE RHINO**  
[www.etsy.com/shop/MiniatureRhino](http://www.etsy.com/shop/MiniatureRhino)

**MODA**  
[www.modafabrics.com](http://www.modafabrics.com)  
Find UK stockists via [www.winbournefabrics.co.uk](http://www.winbournefabrics.co.uk)

**MODERN NEEDLEWORKS**  
[www.etsy.com/shop/ModernNeedleworks](http://www.etsy.com/shop/ModernNeedleworks)

**MOUSELOFT**  
[www.mouseloft.co.uk](http://www.mouseloft.co.uk)

**PLUSH ADDICT**  
[www.plushaddict.co.uk](http://www.plushaddict.co.uk)

**POLSTITCHES DESIGNS**  
[www.polstitchdesigns.co.uk](http://www.polstitchdesigns.co.uk)

**RED GATE STITCHERY**  
[www.etsy.com/shop/RedGateStitchery](http://www.etsy.com/shop/RedGateStitchery)

**SEWANDSO**  
[www.sewandso.co.uk](http://www.sewandso.co.uk)

**THE RANGE**  
[www.therange.co.uk](http://www.therange.co.uk)

**TURNSTYLE**  
01844 290520

**WYE NEEDLECRAFT ONLINE**  
[www.wye.co.uk](http://www.wye.co.uk)

**ZWEIGART**  
[www.zweigart.de](http://www.zweigart.de)

**XSQUARED CROSSSTITCH**  
[www.etsy.com/uk/shop/XSquaredCrossStitch](http://www.etsy.com/uk/shop/XSquaredCrossStitch)

Key: ✕ Contact to find your local stockist ✕ Purchase direct by phone or online

# NEW! Alphabets Cross Stitch Favourites

Packed with abc charts for all occasions

**NEW ISSUE!** 53 gift tag ideas

**ABC's** easy motifs for beginners

**Adorable themes**  
✓ Floral  
✓ Fairies  
✓ Fun aliens

**Alphabets Cross Stitch Favourites**  
Spring 2017 £4.99

The BEST collection of ALPHABET charts

**467 must-stitch charts**

**ONLY £4.99 (INC P&P)**

Gorgeous designs for all stitchers

Stitch with love

MIX N' MATCH LETTERS

Adorable woodland bunting

Sweet treats

Personalised gifts

Classic sampler

CUTE CRITTERS ✕ HOME ✕ FOLK STYLE ✕ FASHION

## Order today!

Make **personalised cards, gifts and home decorations** with this gorgeous collection of alphabet designs. Packed with **over 400 charts**, there's plenty of inspiration for stitchers of all abilities to create fabulous new-season makes!

## Get stitching:

- ✕ Adorable baby sampler
- ✕ Spring & summer birthday designs
- ✕ Over 100 quick-stitch motifs
- ✕ Easy gift tags
- ✕ Cute characters to stitch
- ✕ 50+ beautiful floral motifs

## Cutest ever kitten

Stitch & send this pretty illustrated card today!

**FREE CARD KIT**

Includes your kit

14 count Aida, needle, illustrated card, envelope, standard cotton, chart

**FREE P&P + HELZ CUPPLEDITCH CARD KIT** WHILE STOCKS LAST

## Order your copy today!

CALL 0844 844 0388 and quote 'Favourites 2017'

ONLINE [www.buysubscriptions.com/craftspecial](http://www.buysubscriptions.com/craftspecial)

Lines open weekdays 8am to 8pm and Saturday 9am to 1pm. Overseas please call +44 (0) 1795 414 676.

Free stitch kit available on direct orders while stocks last. EUR price £6.99, ROW price £7.99. All prices include P&P.



# GARDENS ILLUSTRATED Festival

TICKETS  
ON SALE  
NOW

25-26 March 2017, Westonbirt School, Tetbury

Join Gardens Illustrated to celebrate the very best in gardens, gardening, plants and design



Gardens Illustrated magazine is delighted to announce that its second festival is taking place over the weekend of 25-26 March 2017 at the magnificent country house and gardens of Westonbirt School in the Cotswolds.

Drawing together an exciting programme of speakers, the two days will be packed with fascinating horticultural discussions and discoveries for all garden enthusiasts.

Stepping out of the house, on to the terraced lawns, you'll find a shopping marquee selling a carefully chosen selection of plants from specialist nurseries, and gardening goods from favourite companies and artisan makers. There is also the opportunity to chat to expert horticulturists and designers about your own garden queries at our plant and design clinics.

Join us and get your gardening season off to a great start.

**Speakers for 2017 include:** James Alexander-Sinclair, Julian and Isabel Bannerman, Jinny Blom, Val Bourne, Helen Dillon, Nigel Dunnett, Marina Christopher, Alys Fowler, Annie Guilfoyle, Andy Hamilton, Mary Keen, Noël Kingsbury, Roy Lancaster, Arne Maynard, Jekka McVicar, Ann-Marie Powell, Sarah Raven, Tim Richardson, Charlie Ryrie, Troy Scott Smith, Tom Stuart-Smith, Cleve West



For booking and details of all events go to  
**[gardensfestival.com](http://gardensfestival.com)**  
or call **0871 230 7156**

calls cost 13p per minute plus network extras. Lines open 24 hours a day.

**crossstitch**<sup>UK</sup>  
Let's get the world stitching  
Cross Stitch,  
Needlepoint & Tapestry  
kits for every ability.

Use discount code: **LOVE**  
For an extra 13% off

Visit us at:

**CROSSSTITCHUK.COM**

Free UK Delivery for all orders over £40.00



**X-STITCH BIRDS**  
EXQUISITE BIRD DESIGNS IN COUNTED CROSS-STITCH  
[WWW.XSTITCHBIRDS.COM](http://WWW.XSTITCHBIRDS.COM)

For free  
catalogues  
Tel. 01308 897221  
Visit website  
[www.xstitchbirds.com](http://www.xstitchbirds.com)  
or write to  
X-Stitch Birds  
Burton Lodge  
Barr Lane  
Burton Bradstock  
Bridport  
Dorset  
DT6 4PU

Please make all cheques  
payable to R F LAMBE



**Jackdaw**  
16 hpi kit - £23.99 + £3.00 p+p  
14 hpi kit - £24.99 + £3.00 p+p

\*\*\* **K@tZ XStitch** \*\*\*  
[www.katzxstitch.co.uk](http://www.katzxstitch.co.uk)  
'All things cross stitch'

NOW IN STOCK:  
Jobel and Permin  
Fabrics and  
Rainbow Gallery  
Metallic Threads

**DMC (UK Spec) 63p - Anchor 69p**

Mill Hill beads from £1.45, size 6 & 8 from  
£1.79 and Magnifica £3.90  
Kreink #4 £3.25, B/F £1.99 and #8 £3.40  
Zweigart fat quarters from £4.75

We stock a wide range of threads, fabrics, kits and other  
accessories...

Please visit our website to view the products we have  
available. Telephone orders welcome.

**UK orders over £50 post free** (T&Cs apply).

E-mail: [sales@katzxstitch.co.uk](mailto:sales@katzxstitch.co.uk) - Telephone: 0116 2827141

Charles Craft  
Elbeese  
HERITAGE  
Crafts  
MIRABILIA  
Mouseloft



[www.goldleafneedlework.co.uk](http://www.goldleafneedlework.co.uk)



L162 Highland Family - Summer  
Kit £18 Chart £6.50

- \* Exclusive Cross Stitch & Blackwork designs
- \* Highland Family by Genny Haines - Stitch all 4 Seasons
- \* Bouncing Buddies range out now - great for Easter
- \* New Embroidery & Cross Stitch Kits from DMC
- \* Beautiful Fabric Flair Aida - New Shades for 2017
- \* 20 Best-selling DMC Stranded Cotton threads - £13
- \* DMC Coloris thread - full set of 24 colours for £20
- \* Accessories and more...

For our latest mail order catalogue please send A5 SAE to  
12, Worcester Road, Hull, HU5 5XE or order on [01482 571120](tel:01482571120)



Recycle your magazine and  
seven days later it could come  
back as your newspaper.

**recycle**

The possibilities are endless.

[www.recyclenow.com](http://www.recyclenow.com)



# Next month in

ISSUE 254  
ON SALE  
28 MARCH

Britain's No.1

## THE WORLD OF Cross Stitching



PART  
2

### BUTTERFLY BEAUTIES

A super-easy finishing idea, try our beginner's patchwork quilt – part 2!



### NEW BABY CARDS

Fun gender-neutral ideas to add to your card stash, or whip one up in a hurry!




### SWEET STYLE

Start this stunning project of a pretty heart, built up in mini motifs!



### CUTE KITTIES

What an adorable duo! Cosy up to cross stitch Tiger & Smudge



## Fresh & funky stitching

Go tropical style! Get on trend with this exotic flamingo project – so much fun to make

THE WORLD OF  
Cross  
Stitching  
EXCLUSIVE



### IDEAS FOR BOYS

Spell out names & more, in whole stitches only, with TWO alphabets – one trucks & one trains!



### LOVELY LILACS

You can almost smell the heavenly scent, with this classic floral design!

## PLUS MUCH MORE

- ✦ Stitch your own springtime picnic, complete with a view!
- ✦ Your cross stitching queries answered by our experts
- ✦ Inspiring new finishing ideas: simple tutorials to follow
- ✦ Create striking Assisi motifs from our Design Library!
- ✦ Your stories, inspiration & letters... plus much more

## CUTE FIZZY MOON! CARD STITCH KIT

Everything you need to stitch this little sweetie!

### Your fast-finish gift includes:

- 14-count aida
- 19 lengths of stranded cotton
- Tapestry needle
- Colour chart
- Card & envelope



2  
GIFTS FOR  
YOU!

### PLUS...

Bonus chart by Joan Elliott: "Stitch my elegant lady from the French court at Versailles!"



TO SUBSCRIBE ☎ 0844 826 7341 CAN'T WAIT FOR NEXT ISSUE? f Find us on Facebook



# How to...

Beginner? Follow Fiona's guide to instant stitching success!



## CHOOSE YOUR ESSENTIALS...

Start with these must-have items

### 1. FABRICS

Begin with either aida or evenweave. **Aida** is best for beginners, with regular woven blocks and obvious holes. It's stiffer than evenweave, but will soften slightly as you work. 14-count aida is the most common. It's harder to work fractional stitches on aida, as you'll need to make an extra hole in the fabric, in the centre of the aida block. **Evenweave** is a lovely fabric to work on when you have a little more experience. The fibres aren't woven in blocks as with aida, so it's softer and the fine weave has more threads-per-inch – the most commonly used is 28-count. One stitch is usually worked over two threads of the fabric so it has an equivalent design size of 14-count aida. Cross stitching fractional stitches is easier on evenweave, as there's a central hole spare so you don't need to split a block as for aida.



to stitch with, and are colourfast to 95°C. Cheaper brands are available, but they're less durable and may not be colourfast.

### 3. NEEDLES

To cross stitch, use a **tapestry needle**, which has a blunt tip and larger eye than a regular sewing needle. It easily passes through the fibres of aida and evenweave. Different needle sizes are available, with varying lengths and widths, so choose the best for your fabric – see our handy guide. Other needles are useful too... try a fine beading needle for adding bead accents. You may also prefer a sharp-tipped embroidery (or crewel) needle to split aida blocks when stitching fractional stitches.

Tapestry needle	Aida	Evenweave
6-count		
8-count		
11-count	22, 25 & 27-count	
14-count	28-count	
16-count	32-count*	
18-count	36 & 55-count	

\*Also includes 22-count Hardanger

## START CROSS STITCHING...

Make sure you hit the mark first time, every time with our top tips!

❖ **Choose your project...** With our Factbox guide in every one of our projects, you can make sure you choose the right level for you. Absolute beginners should aim for a design without fractional stitches.

❖ **Buy your materials...** To make sure your design looks great, use our Shopping List for each project, which specifies everything needed, like size of fabric and finishing materials. Using another fabric with different HPI, will give a different finished size of design. Calculate your fabric requirements like this: Stitch count divided by HPI of 'new' fabric choice = new size in inches. Add at least 10cm (4in) on each dimension to allow for mounting, or less for cards.

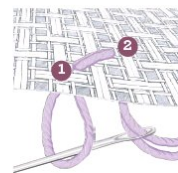
❖ **Get ready...** We always recommend starting in the centre of a design and working outwards. Our charts are marked with two centre arrows so find a symbol close to the centre and begin there.

❖ **Get set...** Find the corresponding centre of your fabric by folding in half and half again. The point where the folds cross corresponds to the centre so this is where your central stitch should go.

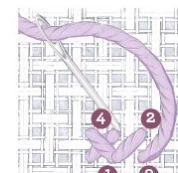
❖ **Get stitching...** Begin your stitches in two strands of thread with a loop start for the neatest way to get going. It uses one double-length (80cm) strand with both ends threaded together. See our diagrams for how to stitch. Finish threads by weaving the left-over 'tail' under a few stitches at the back.

# How to stitch

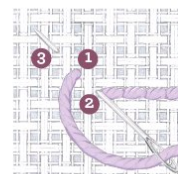
Tackle the basic stitches in our charts...



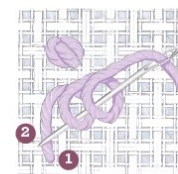
**Loop start** With both ends of a strand threaded, bring your needle up (1), leaving a loop at the back. Work the first arm of your stitch (2) & secure it by passing your needle through the loop.



**Cross stitch** Bring your needle up at the bottom left corner (1) & down in the top right (2) for the first 'arm' of your stitch. Work the second arm, coming up in the bottom right (3) & going down in the top left (4).



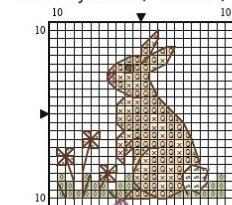
**Backstitch** Add detail and definition. Bring your needle up at (1) & down at (2), come up again at (3), then back down at (1) & so on, to direct each stitch 'back' towards the line of the growing backstitch.



**French knots** Easy with practice – come up in the fabric (1), keep the thread taut & wrap twice around the needle. Push the needle down, close by, but not in the same hole (2). Split the aida block for a neat knot.

## How to read our keys

Clear symbols, colours, & all the info you need!



### Symbols

Look for a symbol close to the chart centre – the arrows on our charts easily show the centre so you won't need to count! Find this symbol in the key. The codes in that row show which thread shades to use for cross stitching blocks with this symbol.

### Thread brands

The thread shades are listed in separate columns for the different manufacturer brands of thread. For best results, you should stick to one manufacturer for the whole of a design.

### Backstitch & French knot shades

The shades used for these are listed under the cross stitch symbols. The number of strands needed for these can vary, so make sure you check how many to use, as specified in the key.

### Rabbit key

#### ❖ Cross stitch in two strands

	DMC	Anchor	Madeira	
■	434	310	2009	brown
■	436	1045	2011	light brown
■	437	362	2012	tan
■	470	267	1502	green
■	712	926	2101	cream

#### ❖ Backstitch in one strand

	DMC	Anchor	Madeira	
■	3371	382	2004	dark brown
■	3371	382	2004	dark brown

STITCH COUNT 20 high x 20 wide  
DESIGN AREA 14 HPI (28-count evenweave) – 3.5x3.5cm (1 1/2x1 1/2in)  
This design was stitched using DMC stranded cotton

### Stitch count & Design area

The finished size of your design – in stitches and on a particular fabric. HPI stands for 'holes per inch'.

## FRACTIONAL STITCHES

Fractionals let you create rounded edges

❖ **Quarter**  
The chart shows which corner has the fractional. Bring the needle up in that corner and down in the centre of the square, halfway across the diagonal (diagram 1).



❖ **Three-quarters**  
Work a quarter stitch, then, a half stitch across the other diagonal arm of the square as in diagram 2. Like quarters, three-quarter stitches can face any direction.

❖ **Two symbols**  
When two symbols share a square, work a fractional in each colour. Decide on the quarter stitch for the background colour, then a three-quarters stitch for the main one (diagram 3).



❖ **Back-to-back**  
For a stronger outline, work a three-quarter stitch in each colour, stitching them back-to-back (diagram 4). Make sure that the two half stitch arms lie neatly parallel to each other.

## Jargon buster! Use our A-Z of cross stitch to know what's what...

**Afghan** – a woollen blanket with areas inset for cross stitching, often used for baby designs  
**Aida band** – a narrow strip of aida, available in varying widths, and finished with a decorative edge  
**Aperture** – a hole through which a design is seen in cards & frames  
**Backstitch** – used to add detail & definition. See how to stitch it in our diagram above!

**Beading needle** – a longer, finer needle than a tapestry needle, used for adding seed beads to a design  
**Counted stitches** – embroidery stitches worked on counted, or evenly woven, fabrics like aida & evenweave. Cross stitch is the most basic counted stitch  
**Floss** – USA term for stranded cotton  
**Fractional stitches** – made from either a

quarter or three-quarters of a cross stitch, these allow you to create 'rounded' edges. See how to make these in our diagrams above!  
**Half stitch** – made up of only one half (one 'arm') of a cross stitch, it gives less dense coverage so an overall lighter effect in the design  
**Hoop** – a wooden or spring-mounted plastic circular frame that holds your fabric taut while

working a design  
**Longstitch** – long backstitches, crossing larger fabric distances  
**Metallic threads** – similar to stranded cottons, these have a metallic finish for shine and sparkle  
**Perforated paper** – toughened paper with a tiny grid of holes, which can be used for stitching instead of fabric  
**Plastic canvas** – plastic alternative to

fabric which won't fray when cut  
**Skein** – an 8m length of stranded cotton, divisible into six separate strands  
**Soluble aida** – temporary fabric which, like waste canvas, is used to add cross stitching to non-counted fabrics, & then dissolved away in water afterwards  
**Stitching over two** – term used to describe being stitched over two threads of the weave of

an evenweave fabric  
**Variegated thread** – specific type of stranded cotton, in which the colour changes along the length of the thread for a shaded effect  
**Waste canvas** – loosely woven fabric, held together with soluble glue. Used to add designs to clothing & other non-counted fabrics before being moistened & the fibres withdrawn with tweezers



## Remember to quote WSC1A to get your SPECIAL OFFER price




# John Clayton's *Elegance*


Cross stitch characters with a touch of elegance...




Vanessa - 40 x 24.5cm



Susannah - 30.5 x 43.5cm



Francesca - 24.5 x 40.5cm



Gabriella - 27 x 43.5cm



Lilly - 24.5 x 43.5cm



Josephine - 16 x 27cm



Sarah - 18 x 25.5cm



Rachel - 20 x 26cm



Alice - 18 x 25.5cm



Charlotte - 16 x 27cm



Dominique Miniature  
10.5 x 13cm



Jessica Miniature  
12.5 x 12.5cm



Megan Miniature  
13 x 13cm



Miranda Miniature  
12.5 x 13.5cm



Suko Miniature  
9.5 x 13cm



Claire Miniature  
12.5 x 12.5cm



Amelia Miniature  
11 x 13cm



Victoria Miniature  
12.5 x 13.5cm



Fleur Miniature  
12 x 12cm



Sophia Miniature  
13.5 x 13.5cm



Sally Miniature  
13 x 13.5cm



Scarlett Miniature  
12 x 13cm

Heritage Crafts Ltd. Redbrook Lane, Rugeley, Staffordshire WS15 1QU Telephone : 01889 575256 Email : [enquiries@hcrafts.com](mailto:enquiries@hcrafts.com)

You can see our full range of cross stitch kits, charts & fabric at [www.hcrafts.com](http://www.hcrafts.com)